



## PULL UP A SEAT & GET COMFY...



Nautilus Designs Ltd and RBUK are leading distributors of office furniture, hardware, shelving systems and displays.

We source and distribute hardware ranges to major DIY chains and provide products and services to the charity sector.

We are experienced distributors and provide versatile delivery solutions including DC and dropship via a national transport network.

As part of a continual evolution, business and product developments are always on the horizon.

We pride ourselves on providing excellent customer service and a wide range of quality products, coupled with the ability to source new designs and products to meet our customers' requirements.

We have a highly experienced and enthusiastic team, all striving to provide the best possible service.



## OUR FULL SERVICE APPROACH



### FREE Next Day Delivery

(Orders placed before 4pm) No Minimum Order Value, UK Mainland only.



### Pre-Built Service

Build service available on seating only and price is based on quantity and location.

**1-10 Chairs** are priced at £19.99 per chair direct from our warehouse on a 3 day lead time.

**10+ Chairs** are priced on application & will be delivered via our external providers.



### Bulk Discounts

Discounts applicable to bulk orders over 10 units. Contact us for more information.



### New Product Photography

New lifestyle & product photography available for a huge amount of products.



### 3D Models & AR View

3D Models with AR view QR codes now available for many of our major lines.



### Fusion Data Plus Integration

Upload our product data to your website with ease via Fusion Data.



### Customer Portal

Log in to our brand new website portal to access the latest offers, track your orders and more!

Please note that for all returns of goods that are not damaged or faulty, a restocking fee of £25 is applicable. All products must be disassembled, repackaged in the original packaging and returned in a saleable condition. For products within the reception/breakout collection, the restocking fee is P.O.A.

Please contact us on 0121 502 7460 or email [sales@nautilusdesigns.co.uk](mailto:sales@nautilusdesigns.co.uk) for further information

Legal Disclaimer All information including prices are correct at time of publishing. It may be necessary to change prices either up or down, from time to time. Any price changes will be confirmed to you at the time of ordering. Every reasonable care has been taken to ensure that descriptions and colour matching are accurate. However, all measurements quoted are approximate and the reproduction of colours is as accurate as photographic and publishing processes will allow. If a product is recalled for any reason, you will be contacted.

Please refer to our website for full terms & conditions of sale - [www.nautilusdesigns.co.uk/terms-conditions/](http://www.nautilusdesigns.co.uk/terms-conditions/)

# MEET THE TEAM...

We're EXPERIENCED • KNOWLEDGEABLE • COMMITTED...  
offering our partners unrivalled service, range, business management & revenue driving solutions.




**KIERON ETHERIDGE**  
Head of Purchasing  
+44(0)121 502 7334  
kieron@nautilusdesigns.co.uk



**JEN RAYMOND**  
Management Accountant  
+44(0)121 502 7314  
jen@nautilusdesigns.co.uk



**DAMIEN SCOTT**  
Operations & Logistics Manager  
+44(0)121 502 7340  
damien@nautilusdesigns.co.uk



**JUSTINE PERRY**  
Customer Services Manager  
+44(0)121 502 7317  
justine@nautilusdesigns.co.uk



**CARLEY FISHER**  
Internal Account Manager  
+44(0)121 502 7464  
carley@nautilusdesigns.co.uk



**HOLLIE GRIFFITHS**  
Customer Service & Account Manager  
+44(0)121 502 7469  
hollie@nautilusdesigns.co.uk



**RACHAEL GOODALL**  
Operations Administrator  
+44(0)121 502 7339  
rachael@nautilusdesigns.co.uk



**CULLY CHAHAL**  
Senior Credit Controller  
+44(0)121 502 7329  
cully@nautilusdesigns.co.uk



**AIDAN DAWES**  
Marketing Support  
+44(0)121 502 7325  
aidan@nautilusdesigns.co.uk

# A MESSAGE FROM OUR CEO...

We're a dedicated bunch at Nautilus Designs and RBUK with a real passion for what we do.

We'd like to tell you something important, because if you choose to partner with us, it's something you'll notice in every interaction you have with us. You see, at Nautilus Designs, there's a simple philosophy guiding everything we do – three little words that encapsulate our commitment to industry leading excellence in the supply of office furniture. Three little words driving every decision, innovation and investment. Three little words born from a legacy that dates back to 1851. At the heart of Nautilus Designs is our mission to be **'better, as always'**.



*Dr. Tinkle Jain*  
Chief Executive Officer



*Somil Negandhi*  
Managing Director

Imagine a smoother, quicker ordering experience, powered by advanced software that's simply **better, as always**.

Picture an incredible product range that gives you more choices, that are **better, as always**. When it comes to delivery, you'll have options that make life effortless, like our Build & Delivery service, where we bring your order fully assembled, a time-saver that's **better, as always**. Plus, you'll enjoy instant access to all your order details in one place, complete with real-time updates so you always know your order's status – whether pending, processed, or shipped – thanks to our sophisticated customer portal, that's **better, as always**. And if you need support, we're only a call away, with a dedicated team that's trained to be **better, as always**.

# SYMBOLS & FEATURES



## Seat Height Adjustment

Allows the user to adjust the seat height for maximum support and comfort.



## Seat Slide Adjustment

Adjusts to create a larger seat area and additional support at the back of the knees.



## Tension Control Adjustment

The tilt allows the whole chair to recline on a pivot under the seat. The resistance can be adjusted according to the user's body weight.



## Weight Load Capacity

Recommended load bearing capacity of the product when used in accordance with usage time recommendations.



## Back Height Adjustment

Adjusts and locks the back only, in various heights up and down for additional back and neck support.



## Back Rake Adjustment

Adjusts the back only for support and comfort. Can be locked at a desired position.



## Back Angle Adjustment

Adjusts the back only for support and comfort. Can be locked at any desired angle.



## Usage Time (Hours)

Recommended usage time load of the product when used in accordance with weight load capacity.



## Traditional Tilt Adjustment

Allows the user to fully recline the chair and is adjustable for individual body weight (tension control) - can be locked only in the upright position.



## Synchro Tilt Adjustment

Adjusts the angle of both the back and seat together but at a different ratio to each other - usually 2:1.



## Seat & Back Angle Adjustment

Adjusts the angle of both the back and seat together at the same ratio.



## Knee Tilt Adjustment

Similar to Synchronous and traditional but the pivot under the chair reclines back from under the knees.



## Leather Faced

Leather upholstery on points of use, contact or where you may touch the product, i.e. the seat area and the front of the backrest.



## Bonded Leather

Made with genuine leather, leather fibre and combined with bonding material, offering a consistent material free from defects.



## 100% Genuine Leather

Real leather (not synthetically made) from animal hide.

## Back Height Key

The back height of each chair is determined by the measurement between the top of the seat & the top of the backrest i.e. the part of the backrest which is in contact with the user's back as indicated by measurement indicated with the dashed line in the above diagram. Low, medium & high back descriptions are determined by the following size ranges as shown above.

**Low Back**  
Up to 325mm  
**Medium Back**  
330-535mm  
**High Back**  
Above 540mm



# CONTENTS



**14-69**  
MESH



**70-125**  
MANAGERS



**100-105**  
GAMING



**126-145**  
TASK / OPERATOR



**146-167**  
VISITOR / BOARDROOM



**168-179**  
INDUSTRIAL / CONFERENCE



**180-213**  
RECEPTION / BREAKOUT



**214-215**  
CUSTOM UPHOLSTERY



**216-242**  
SHELVING & STORAGE



**243-245**  
TERMS & CONDITIONS



**246-257**  
INDEX

# MESH COLLECTION

Our Mesh Collection provides seating solutions which have been carefully selected to suit a wide range of requirements - providing comfort, style and functionality for a multitude of applications and environments.



# CONTENTS & FEATURES

## MESH COLLECTION

PAGE NO.	PRODUCT	CODES	RRP	UPHOLSTERY	MECHANISM FEATURES	RECOMMENDED USAGE TIME	WEIGHT LOAD CAPACITY	DIMENSIONS
14	<b>Calypso</b> Medium Back Task Operator Armchair with Chrome Base	BCM/F1204/BK BCM/F1204/BL BCM/F1204/GN BCM/F1204/OG BCM/F1204/RB	£129.00	MESH		5-8 hr usage	110kg	Seat Width 460 Seat Depth 470 Seat Height 440-520 Back Width 450 Back Height 390
15	<b>Beta</b> Contoured Medium Back Chair with Fabric Seat	BCM/F600/BK	£129.00	MESH		5-8 hr usage	110kg	Seat Width 495 Seat Depth 500 Seat Height 430-530 Back Width 445 Back Height 430
16	<b>Sigma</b> Medium Back Task Operator Armchair with Chrome Base	BCM/H700/BK BCM/H700/BL BCM/H700/GY	£151.00	MESH		10 hr usage	130kg	Seat Width 500 Seat Depth 530 Seat Height 470-570 Back Width 465 Back Height 655
18	<b>Nimbus</b> High Back Adjustable Armchair with Nylon Base	BCM/B560/BK	£191.00	MESH		5-8 hr usage	120kg	Seat Width 505 Seat Depth 500 Seat Height 475-575 Back Width 435 Back Height 660
20	<b>Ranger</b> Medium Back Task Operator Armchair with Chrome Base	95ATG/MBK	£194.00	MESH		5-8 hr usage	110kg	Seat Width 480 Seat Depth 500 Seat Height 450-530 Back Width 470 Back Height 490
22	<b>Oyster</b> Foldable Chair with Padded Folding Arms	BCM/K523/WH-BK BCM/K523/WH-GY	£194.00	MESH		5-8 hr usage	110kg	Seat Width 480 Seat Depth 480 Seat Height 470-570 Back Width 450 Back Height 530
23	<b>Carousel</b> Medium Back Operator Chair	BCM/F1203/BK BCM/F1203/GN BCM/F1203/OG BCM/F1203/RB	£194.00	MESH		5-8 hr usage	110kg	Seat Width 480 Seat Depth 480 Seat Height 425-500 Back Width 480 Back Height 500
24	<b>Ascot</b> Slim High Back Designer Armchair	BCM/G456/BK	£194.00	MESH		5-8 hr usage	110kg	Seat Width 510 Seat Depth 510 Seat Height 440-540 Back Width 500 Back Height 710
25	<b>Ultra</b> Medium Back Sturdy & Flexible Designer Chair	BCM/G456/BK	£194.00	MESH		5-8 hr usage	110kg	Seat Width 490 Seat Depth 470 Seat Height 440-520 Back Width 480 Back Height 465
26	<b>Alpha</b> High Back Operator Chair with Adjustable Headrest	BCM/F816/BK	£213.00	MESH		5-8 hr usage	110kg	Seat Width 510 Seat Depth 490 Seat Height 450-530 Back Width 475 Back Height 575
27	<b>Latitude</b> Fluted Back Fabric Mesh Chair	BCM/K116/OEKO-BK	£215.00	MESH		5-8 hr usage	110kg	Seat Width 480 Seat Depth 465 Seat Height 460-560 Back Width 485 Back Height 485
28	<b>Canis</b> High Back Chair with Moulded Seat Foam	BCM/K540/BK BCM/K540/BK-BL	£226.00	MESH		5-8 hr usage	110kg	Seat Width 510 Seat Depth 690 Seat Height 450-530 Back Width 500 Back Height 680
30	<b>Jupiter</b> High Back Manager Chair with Adjustable Lumbar Support	6200ATGFBK	£226.00	MESH		5-8 hr usage	110kg	Seat Width 520 Seat Depth 500 Seat Height 420-520 Back Width 480 Back Height 670
31	<b>Spyro</b> White Frame Armchair with Detailed Back Panelling	BCM/K488/WH-BK	£237.00	MESH		5-8 hr usage	110kg	Seat Width 500 Seat Depth 500 Seat Height 465-565 Back Width 485 Back Height 465
32	<b>Nexus</b> Two Tone Designer Operator Chair	BCM/K512/BK BCM/K512/BL BCM/K512/RD BCM/K512/BKV	£237.00	MESH		5-8 hr usage	110kg	Seat Width 460 Seat Depth 470 Seat Height 440-520 Back Width 450 Back Height 390
33	<b>Crusader</b> High Back Armchair with Black Frame	BCM/S550/BK	£237.00	MESH		5-8 hr usage	110kg	Seat Width 490 Seat Depth 490 Seat Height 450-550 Back Width 490 Back Height 575

PAGE NO.	PRODUCT	CODES	RRP	UPHOLSTERY	MECHANISM FEATURES	RECOMMENDED USAGE TIME	WEIGHT LOAD CAPACITY	DIMENSIONS
34	<b>Zephyr</b> Highly Adjustable Ergonomic Mesh Chair	BCM/J375/BK BCM/J375/GY	£242.00	MESH		12 hr usage	136kg	Seat Width 515 Seat Depth 440 Seat Height 460-550 Back Width 415 Back Height 570
36	<b>Luna</b> Black Shell Designer Chair with Folding Arms	BCM/L1302/BK BCM/L1302/BL BCM/L1302/RD BCM/L1302/OG BCM/L1302/GY	£215.00	MESH		5-8 hr usage	110kg	Seat Width 500 Seat Depth 500 Seat Height 445-550 Back Width 530 Back Height 580
37	<b>Luna</b> White Shell Designer Chair with Folding Arms	BCM/L1302/WH-BK BCM/L1302/WH-BL BCM/L1302/WH-RD BCM/L1302/WH-GY	£215.00	MESH		5-8 hr usage	110kg	Seat Width 500 Seat Depth 500 Seat Height 445-550 Back Width 530 Back Height 580
38	<b>Luna</b> Two Tone Designer Chair with Folding Arms	BCM/T1302/BL BCM/T1302/GN BCM/T1302/OG BCM/T1302/RD	£215.00	MESH		5-8 hr usage	110kg	Seat Width 500 Seat Depth 500 Seat Height 445-550 Back Width 430 Back Height 580
40	<b>Barri</b> Medium Back Task Chair with 3 Lever Adjustment	BCM/K610/BK	£253.00	MESH		5-8 hr usage	95kg	Seat Width 490 Seat Depth 490 Seat Height 450-550 Back Width 435 Back Height 520
42	<b>Graphite</b> Designer Task Chair with Stylish Back Panelling	BCM/F560/BK BCM/F560/BL BCM/F560/GY	£260.00	MESH		5-8 hr usage	110kg	Seat Width 510 Seat Depth 500 Seat Height 450-550 Back Width 475 Back Height 515
43	<b>Mercury 2</b> AIRFLOW Fabric Executive High Back Chair	BCM/L1304/BK BCM/L1304/BL BCM/L1304/RD	£269.00	MESH		5-8 hr usage	110kg	Seat Width 525 Seat Depth 510 Seat Height 460-555 Back Width 535 Back Height 585
44	<b>Aura</b> Medium Back Mesh Executive Chair	BCM/8003/BK	£241.00	MESH		5-8 hr usage	154kg	Seat Width 480 Seat Depth 480 Seat Height 455-535 Back Width 460 Back Height 460
45	<b>Aura</b> High Back Mesh Executive Chair	BCM/9003/BK	£268.00	MESH		5-8 hr usage	154kg	Seat Width 500 Seat Depth 490 Seat Height 460-540 Back Width 440 Back Height 630
46	<b>Aether</b> Ergonomic Chair with Lockable Tilt & Seat Slide	BCM/H340/BK	£285.00	MESH		10 hr usage	136kg	Seat Width 525 Seat Depth 503 Seat Height 457-534 Back Width 477 Back Height 595
48	<b>Orbit</b> Two Tone Design Chair with Foam Seat Cushion	BCM/V630/BK-GY BCM/V630/GY-TL	£296.00	MESH		10 hr usage	136kg	Seat Width 510 Seat Depth 510 Seat Height 440-540 Back Width 500 Back Height 710
50	<b>Celeste</b> Certified 24 Hour Usage Double Padded Mesh Chair	BCM/L500/BK	£306.00	MESH		24 hr usage	180kg	Seat Width 550 Seat Depth 480 Seat Height 540-640 Back Width 470 Back Height 505
52	<b>Romsey</b> High Back Designer Chair with White Frame & Base	BCM/H476/GY	£316.00	MESH		5-8 hr usage	120kg	Seat Width 515 Seat Depth 440 Seat Height 550-630 Back Width 450 Back Height 655
54	<b>Trinity</b> Ergonomic Multi-Adjustable High Back Chair	BCM/K470/BK	£323.00	MESH		5-8 hr usage	120kg	Seat Width 520 Seat Depth 540 Seat Height 410-490 Back Width 430 Back Height 780
56	<b>Resolute</b> Certified 24 Hour Usage High Weight Capacity Chair	BCM/L1305/BK BCM/L1305/BL BCM/L1305/GY	£333.00	MESH		24 hr usage	180kg	Seat Width 545 Seat Depth 510 Seat Height 500-625 Back Width 500 Back Height 630
58	<b>Moritz</b> Certified 24 Hour Usage Highly Adjustable Chair	BCM/M355/BK BCM/M355/GY	£339.00	MESH		24 hr usage	150kg	Seat Width 490 Seat Depth 470 Seat Height 420-480 Back Width 490 Back Height 630
60	<b>Polaris</b> High Back Executive Armchair with Chrome Base	BCM/K113/BK	£398.00	MESH		5-8 hr usage	136kg	Seat Width 510 Seat Depth 490 Seat Height 490-570 Back Width 480 Back Height 710

# CONTENTS & FEATURES

## MESH COLLECTION

PAGE NO.	PRODUCT	CODES	RRP	UPHOLSTERY	MECHANISM FEATURES	RECOMMENDED USAGE TIME	WEIGHT LOAD CAPACITY	DIMENSIONS
61	<b>Newton</b> High Back Synchronous Executive Armchair	BCM/K103/BK	£398.00	MESH	 Seat Height Adjustment  Synchronous Tilt Mechanism  Tension Adjustment  Knee Tilt Adjustment	 5-8 hr usage	 136 kg	Seat Width 505 Seat Depth 510 Seat Height 480-560 Back Width 500 Back Height 700
62	<b>Hermes</b> Highly Adjustable High Back Executive Armchair	BCM/F103/BK	£398.00	MESH	 Seat Height Adjustment  Synchronous Tilt Mechanism  Tension Adjustment  Knee Tilt Adjustment	 5-8 hr usage	 110 kg	Seat Width 510 Seat Depth 490 Seat Height 445-525 Back Width 505 Back Height 735
64	<b>Ergo</b> 24 Hour Certified Luxury Ergonomic Executive Chair	ERGO/KTAG/M ERGO/GY ERGO/BK-GY ERGO/GY-BK	£419.00	MESH	 Seat Height Adjustment  Back Angle Adjustment  Tension Adjustment	 24 hr usage	 154 kg	Seat Width 530 Seat Depth 500 Seat Height 460-540 Back Width 530 Back Height 850
66	<b>Ergo</b> Customer Fabric 24 Hour Certified Luxury Ergonomic Executive Chair	ERGO/YP110/BK ERGO/YP113/BK ERGO/YP105/BK ERGO/YP051/BK ERGO/YP082/BK	£500.00	MESH	 Seat Height Adjustment  Back Angle Adjustment  Tension Adjustment	 24 hr usage	 154 kg	Seat Width 530 Seat Depth 500 Seat Height 460-540 Back Width 530 Back Height 850
67	<b>Freedom</b> High Back Executive Armchair with Coat Hanger	80HBSY/ACH	£484.00	MESH	 Seat Height Adjustment  Synchronous Tilt Mechanism  Tension Adjustment  Knee Tilt Adjustment	 5-8 hr usage	 110 kg	Seat Width 510 Seat Depth 490 Seat Height 445-525 Back Width 505 Back Height 735
68	<b>Liberty</b> High Back Executive Armchair with Headrest	80HBSY/AHR	£484.00	MESH	 Seat Height Adjustment  Synchronous Tilt Mechanism  Tension Adjustment  Knee Tilt Adjustment	 5-8 hr usage	 110 kg	Seat Width 510 Seat Depth 490 Seat Height 445-525 Back Width 505 Back Height 735
69	<b>Aztec</b> High Back Synchronous Executive Armchair	BCM/H222/BK	£796.00	MESH	 Seat Height Adjustment  Tilt Lock Mechanism  Tension Adjustment  Synchronous Tilt Mechanism  Seat Slide Adjustment	 5-8 hr usage	 154 kg	Seat Width 530 Seat Depth 480 Seat Height 440-515 Back Width 515 Back Height 735





# Calypso

## Medium Back Task Operator Armchair with Chrome Base

Style and comfort at the right price, with a contoured medium back and AIRFLOW mesh backrest. Its control mechanism allows full reclining, offering ultimate comfort for long periods of desk work.

### FEATURES

- Contoured backrest for added comfort
- Control mechanism for full reclining
- Designed for long desk sessions



Dimensions	mm
1. Seat Width	460
2. Seat Depth	470
3. Seat Height	440-520
4. Back Width	450
5. Back Height	390



Seat Height Adjustment



Tension Adjustment



WEIGHT CAPACITY  
110kg



Traditional Mechanism



5-8. usage

### Available in 5 colours

- Green BCM/F1204/GN
- Blue BCM/F1204/BL
- Black BCM/F1204/BK
- Orange BCM/F1204/OG
- Raspberry BCM/F1204/RB

£129

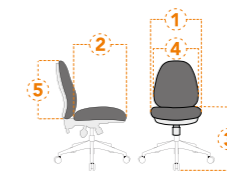
# Beta

## Contoured Medium Back Chair with Fabric Seat

A solid and compact medium mesh back task chair features seat height adjustment, a posture contoured AIRFLOW fabric mesh detailed backrest, upholstered black fabric seat with waterfall front and fixed stylish heavy duty arms.

### FEATURES

- Contoured backrest for added comfort
- Upholstered fabric seat with waterfall front
- Stylish heavy duty arms



Dimensions	mm
1. Seat Width	495
2. Seat Depth	500
3. Seat Height	430-530
4. Back Width	445
5. Back Height	430



Seat Height Adjustment



WEIGHT CAPACITY  
110kg



5-8. usage

### Available in 1 colour

- Black BCM/F600/BK

£129





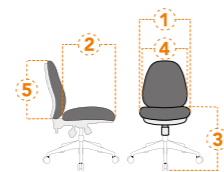
# Sigma

## Medium Back Task Operator Armchair with Chrome Base

Enjoy exceptional value with this High Back Mesh Chair, offering all-day comfort, adjustable headrest, height customization, and sturdy arms. The chrome base and PU casters ensure smooth movement, supporting up to 130kg for 10 hours of use.

### FEATURES

- Adjustable mesh headrest
- Fixed sturdy arms
- Chrome base with PU castors



Dimensions	mm
1. Seat Width	500
2. Seat Depth	530
3. Seat Height	470-570
4. Back Width	465
5. Back Height	655



### Available in 3 colours

- Black BCM/H700/BK
- Blue BCM/H700/BL
- Grey BCM/H700/GY



**£151** **NEW**  
2025





# Nimbus

## High Back Adjustable Armchair with Nylon Base

Experience unparalleled comfort and proper posture with this highly customisable office chair, featuring adjustable armrests, adjustable lumbar support as well as tilt function with locking position.

### FEATURES

- Adjustable armrests & lumbar support
- Tilt Function lockable in upright position
- Curved nylon spider base with PU castors
- BS 5852 certified fire-retardant
- Class 2 lant painted gas lift



Dimensions	mm
1. Seat Width	505
2. Seat Depth	500
3. Seat Height	475-575
4. Back Width	515
5. Back Height	660



Seat Height Adjustment



Tension Adjustment



WEIGHT CAPACITY  
**120kg**



Traditional Mechanism



**5-8**  
usage

Available in 1 colour

**Black** BCM/B560/BK

**£191**

**NEW**  
2025



SCAN FOR  
AR VIEW





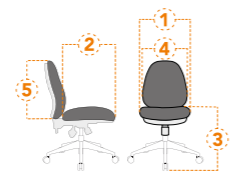
# Ranger

## Medium Back Task Operator Armchair with Chrome Base

This medium back mesh task chair packs quite a punch, featuring a generously proportioned posture curved seat, waterfall front and nylon backrest to provide you with the ultimate level of comfort.

### FEATURES

- Posture curved upholstered seat
- Moderate waterfall front
- Contoured nylon mesh backrest
- Stylish padded arms & chrome base



Dimensions	mm
1. Seat Width	480
2. Seat Depth	500
3. Seat Height	450-530
4. Back Width	470
5. Back Height	490



Available in 1 colour

Black 95ATG/MBK



£194





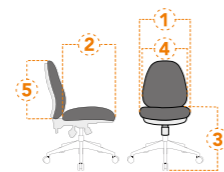
# Oyster

## Foldable Chair with Padded Folding Arms

Our stylish Oyster chair can be folded down and stored away after each use for ultimate convenience when space is at a premium. The padded arms can also be folded independently if extra space is required.

### FEATURES

- Can be folded down for convenient storage
- Arms can also be folded separately
- Striking white shell with matching base
- Generously padded seatpad



Dimensions	mm
1. Seat Width	480
2. Seat Depth	480
3. Seat Height	470-570
4. Back Width	450
5. Back Height	530
6. Folded Height	670-780

### Available in 2 colours

- White/Black BCM/K523/WH-BK
- White/Grey BCM/K523/WH-GY



**£194**



# Carousel

## Medium Back Operator Chair

This designer office chair is the perfect addition to any home or office environment, featuring a posture contoured back with contrasting fabric upholstered seat and fully reclining tilt mechanism with tension control to enable adjustment to the user's bodyweight.

### FEATURES

- Chrome gas lift with tension control mech
- Heavy duty fixed arms
- Posture contoured mesh back
- Fabric upholstered seat with waterfall front



Dimensions	mm
1. Seat Width	480
2. Seat Depth	480
3. Seat Height	425-500
4. Back Width	480
5. Back Height	500

### Available in 4 colours

- Black BCM/F1203/BK
- Orange BCM/F1203/OG
- Green BCM/F1203/GN
- Raspberry BCM/F1203/RB



**£194**



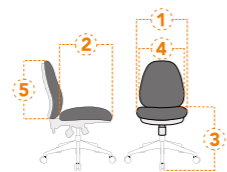
# Ascot

## Slim High Back Designer Armchair

This stunning task chair features an integral headrest, with breathable moulded mesh back and a fixed integral lumbar support to offer maximum comfort, a fully reclining tilt mechanism and tension control to suit the individual user's bodyweight.

### FEATURES

- Integral headrest
- Breathable moulded mesh back
- Fixed integral lumbar support
- Fully reclining tilt mechanism
- Lockable in upright position



Dimensions	mm
1. Seat Width	510
2. Seat Depth	510
3. Seat Height	440-540
4. Back Width	500
5. Back Height	710

Available in 1 colour

Black BCM/G456/BK



Seat Height Adjustment



Tension Adjustment



WEIGHT CAPACITY  
110kg



Traditional Mechanism



5-8 usage

£194

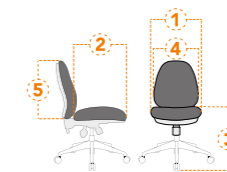
# Ultra

## Medium Back Sturdy & Flexible Designer Chair

Ultra sturdy, ultra stylish and ultra flexible. This striking design chair provides solid support for your back and lumbar with flexibility that offers comfort and subtle movement as you move in your seat.

### FEATURES

- Flexible back for additional lumbar support
- Fully reclining tilt mech with tension control
- Stunning chrome base and 'T' shaped arms



Dimensions	mm
1. Seat Width	490
2. Seat Depth	470
3. Seat Height	440-520
4. Back Width	480
5. Back Height	465

Available in 1 colour

Black BCP/F590/BK



Seat Height Adjustment



Tension Adjustment



WEIGHT CAPACITY  
110kg



Traditional Mechanism



5-8 usage

£204



**Certificate**  
OEKO-TEX® STANDARD 100



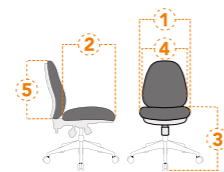
# Alpha

## High Back Operator Chair with Adjustable Headrest

This striking operator chair offers both ultimate style and function with its seat height and headrest adjustment on top of its stylish twin wheel hooded castors, large chrome base and contoured black nylon detailed backrest that provides additional lumbar support.

### FEATURES

- Adjustable headrest
- 'T' shaped adjustable arms
- Fully reclining tilt mechanism
- Large chrome spider base
- Twin wheel hooded castors



Dimensions	mm
1. Seat Width	510
2. Seat Depth	490
3. Seat Height	450-530
4. Back Width	475
5. Back Height	575

Available in 1 colour

Black BCM/F816/BK



£213

# Lattice

## Fluted Back Fabric Mesh Chair

Our practical and stylish Lattice chair has been rejuvenated, constructed from fabric that is free from harmful substances, certified under OEKO-TEX STANDARD 100. Featuring a unique fluted nylon base and posture curved back, this chair will provide you with the ultimate level of comfort and style.

### FEATURES

- OEKO-TEX certified material
- Unique fluted black nylon base
- Posture curved mesh back
- Contemporary armrests



Dimensions	mm
1. Seat Width	480
2. Seat Depth	465
3. Seat Height	460-560
4. Back Width	505
5. Back Height	485

Available in 1 colour

Black BCM/K116/OEKO-BK



£215



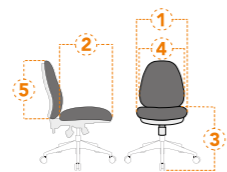
# Canis

## High Back Chair with Moulded Seat Foam

This alluring and dependable chair offers a range of features, comfort and style at just the right price. Featuring an expansive posture curved mesh backrest which provides the user with comfort and back support along with a plush moulded foam seat and padded folding arms for extra versatility.

### FEATURES

- Expansive posture curved mesh backrest
- Plush moulded foam seat
- Padded folding arms
- Dependable nylon base



Dimensions	mm
1. Seat Width	510
2. Seat Depth	690
3. Seat Height	450-530
4. Back Width	500
5. Back Height	680



### Available in 2 colours

- Black BCM/K540/BK
- Black/Blue BCM/K540/BK-BL

**£226**





# Jupiter

## High Back Manager Chair with Adjustable Lumbar Support

This manager armchair offers a generously proportioned upholstered seat, contoured black nylon backrest and adjustable lumbar support to ensure maximum style and comfort even during the longest of work days.

### FEATURES

- Posture curved seat & countoured backrest
- Adjustable lumbar support
- Fully reclining tilt mechanism
- Lockable in the upright position
- Adjustable 'T' shaped arms



Dimensions	mm
1. Seat Width	520
2. Seat Depth	500
3. Seat Height	420-520
4. Back Width	480
5. Back Height	670

Available in 1 colour

 Black 6200ATGFBK



£226



# Spyro

## White Frame Armchair with Detailed Back Panelling

A fantastic combination of style and function, this designer mesh chair features a striking white frame with complementing fixed armrests that can add a modern twist to any office environment.

### FEATURES

- Unique white frame & armrests
- Contemporary back panelling
- Lumbar contoured mesh back
- 5 star base



Dimensions	mm
1. Seat Width	500
2. Seat Depth	500
3. Seat Height	465-565
4. Back Width	485
5. Back Height	465

Available in 1 colour

 Black BCM/K488/WH-BK



£237







# Nexus

## Two Tone Designer Operator Chair

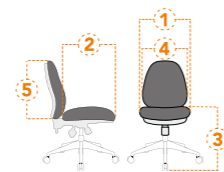
This deluxe high back task/operator chair offers both designer aesthetics as well as extra comfort support. Back height and angle can both be adjusted and locked to enable maximum spine & lumbar support and the deep cushioned seat allows for increased comfort.

### FEATURES

- Back Height & Angle Adjustment & Lock
- Deep cushioned seat
- Chrome gaslift
- Polished designer 5 star chrome base

**£226**

+£89 with Height Adjustable Arms



Dimensions	mm
1. Seat Width	460
2. Seat Depth	470
3. Seat Height	440-520
4. Back Width	450
5. Back Height	390

### Available in 4 colours

- Black BCM/K512/BK
- Blue BCM/K512/BL
- Red BCM/K512/RD



Seat Height Adjustment



Tension Adjustment



WEIGHT CAPACITY  
**110kg**



Traditional Mechanism



5-8. usage

# Crusader

## High Back Armchair with Black Frame

Our Crusader chair provides a rugged and dependable seating solution to any requirement at the right price. With its stylish fixed T-section arms, posture curved backrest and plush chrome 5 star swivel base, this chair offers comfort, style and function all in one package.

### FEATURES

- Stylish fixed T-section arms
- Posture curved high height backrest
- Plush chrome 5 star swivel base

**£237**



Dimensions	mm
1. Seat Width	490
2. Seat Depth	490
3. Seat Height	450-550
4. Back Width	490
5. Back Height	575

### Available in 1 colour

- Black BCM/S550/BK



Seat Height Adjustment



Tension Adjustment



WEIGHT CAPACITY  
**110kg**



5-8. usage



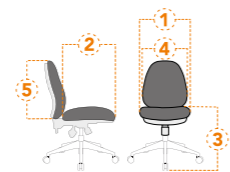
Zephyr

Highly Adjustable Ergonomic Mesh Chair

This Ergonomic chair offers personalised comfort with adjustable lumbar support, height-adjustable arms, and a moulded foam fabric seat. Its tilt mechanism locks in one position for stability, and the chair supports up to 136kg.

FEATURES

- Adjustable lumbar support
- Height adjustable arms
- Moulded foam fabric seat
- Tilt lockable in 1 position



Dimensions	mm
1. Seat Width	515
2. Seat Depth	440
3. Seat Height	460-550
4. Back Width	515
5. Back Height	570



Available in 2 colours

- Black BCM/J375/BK
- Grey BCM/J375/GY



£242 NEW 2025





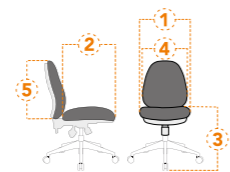
# Luna

## Black Shell Designer Chair with Folding Arms

Our best-selling mesh chair features a fully reclining tilt mechanism, posture contoured mesh back and a stylish black shell with a matching 5 star base. This ever-popular seating solution promises to provide you with comfort and style for any desired purpose.

### FEATURES

- Fully reclining tilt mechanism
- Lockable in the upright position
- Upholstered padded arms
- Stylish black shell with matching 5 star base



Dimensions	mm
1. Seat Width	500
2. Seat Depth	500
3. Seat Height	445-550
4. Back Width	530
5. Back Height	580



Seat Height Adjustment



Tension Adjustment



WEIGHT CAPACITY  
**110kg**



Traditional Mechanism



5-8 usage

### Available in 6 colours

	Black	BCM/L1302/BK		Green	BCM/L1302/GN
	Blue	BCM/L1302/BL		Orange	BCM/L1302/OG
	Red	BCM/L1302/RD		Grey	BCM/L1302/GY

**£215** **PRICE DROP**



SCAN FOR AR VIEW

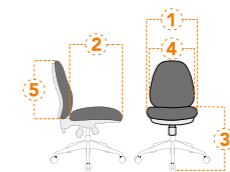
# Luna

## White Shell Designer Chair with Folding Arms

Our best-selling mesh chair features a fully reclining tilt mechanism, posture contoured mesh back and a stylish white shell with a matching 5 star base. This ever-popular seating solution promises to provide you with comfort and style for any desired purpose.

### FEATURES

- Fully reclining tilt mechanism
- Lockable in the upright position
- Upholstered padded arms
- Stylish white shell with matching 5 star base



Dimensions	mm
1. Seat Width	500
2. Seat Depth	500
3. Seat Height	445-550
4. Back Width	530
5. Back Height	580



Seat Height Adjustment



Tension Adjustment



WEIGHT CAPACITY  
**110kg**



Traditional Mechanism



5-8 usage

### Available in 4 colours

	Black	BCM/L1302/WH-BK		Red	BCM/L1302/WH-RD
	Blue	BCM/L1302/WH-BL		Grey	BCM/L1302/WH-GY

**£215** **PRICE DROP**



SCAN FOR AR VIEW



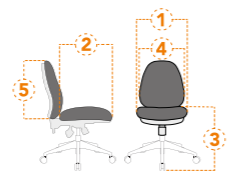
# Luna

## Two Tone Designer Chair with Folding Arms

Our best-selling mesh chair features a fully reclining tilt mechanism, posture contoured mesh back and a stylish black shell with a matching 5 star base. This ever-popular seating solution promises to provide you with comfort and style for any desired purpose.

### FEATURES

- Fully reclining tilt mechanism
- Lockable in the upright position
- Upholstered padded arms
- Stylish black shell with matching 5 star base



Dimensions	mm
1. Seat Width	500
2. Seat Depth	500
3. Seat Height	445-550
4. Back Width	530
5. Back Height	580



### Available in 4 colours

- Blue BCM/T1302/BL
- Orange BCM/T1302/OG
- Green BCM/T1302/GN
- Red BCM/T1302/RD

**£215** **PRICE DROP**





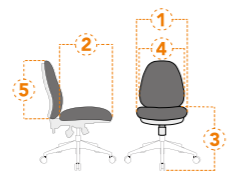
# Barri

## Medium Back Task Chair with 3 Lever Adjustment

Featuring height adjustable arms and back, back angle adjustment and additional lumbar support, this medium back 3 lever chair packs quite a punch at a great price.

### FEATURES

- Height adjustable arms & back
- Back angle adjustment
- Hardwearing base
- Striking back panelling



Dimensions	mm
1. Seat Width	490
2. Seat Depth	490
3. Seat Height	450-550
4. Back Width	435
5. Back Height	520



Available in 1 colour

**Black** BCM/K610/BK

**£253**





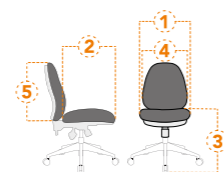
# Graphite

## Designer Task Chair with Stylish Back Panelling

A unique and captivating aesthetic is delivered by our Graphite chair with its stylish back panelling combined with its rich feature list, completed with a dependable and contemporary nylon swivel base with silver inlays.

### FEATURES

- Practical fold-back arms
- Posture curved back with stylish panelling
- Nylon base with silver inlays



Dimensions	mm
1. Seat Width	510
2. Seat Depth	500
3. Seat Height	450-550
4. Back Width	475
5. Back Height	515

### Available in 3 colours

- Black BCM/F560/BK
- Blue BCM/F560/BL
- Grey BCM/F560/GY

£260



# Mercury 2

## AIRFLOW Fabric Executive High Back Chair

This popular high back designer chair promises to provide you with comfort and style throughout even the longest of work sessions with its AIRFLOW mesh seat, posture curved mesh back on top of a stylish black shell with matching 5 star base.

### FEATURES

- AIRFLOW mesh seat
- Stylish black shell with matching 5 star base
- Fully reclining tilt mechanism
- Lockable in the upright position
- Convenient folding arms

£269



Dimensions	mm
1. Seat Width	525
2. Seat Depth	510
3. Seat Height	460-555
4. Back Width	535
5. Back Height	585

### Available in 3 colours

- Black BCM/L1304/BK
- Blue BCM/L1304/BL
- Red BCM/L1304/RD





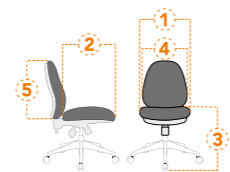
# Aura

## Medium Back Mesh Executive Chair

Offering a unique mesh seat & back upholstered upon a strong single piece chrome frame, this contemporary classic designer executive chair is perfectly suited for any workplace or home office environment.

### FEATURES

- New mesh seat & back design
- Strong single piece chrome frame
- Complementing chrome arms with sleeves
- 24 stone weight capacity
- Fully reclining & lockable in upright position



Dimensions	mm
1. Seat Width	480
2. Seat Depth	480
3. Seat Height	455-535
4. Back Width	460
5. Back Height	460

Available in 1 colour

Black BCM/8003/BK



Seat Height Adjustment



Tension Adjustment



WEIGHT CAPACITY  
154 kg



Traditional Mechanism



5-8 usage



SCAN FOR AR VIEW

£241

NEW 2025

# Aura

## High Back Mesh Executive Chair

Offering a unique mesh seat & back upholstered upon a strong single piece chrome frame, this contemporary classic designer executive chair is perfectly suited for any workplace or home office environment.

### FEATURES

- New mesh seat & back design
- Strong single piece chrome frame
- Complementing chrome arms with sleeves
- 24 stone weight capacity
- Fully reclining & lockable in upright position



Dimensions	mm
1. Seat Width	500
2. Seat Depth	490
3. Seat Height	460-540
4. Back Width	440
5. Back Height	630

Available in 1 colour

Black BCM/9003/BK



Seat Height Adjustment



Tension Adjustment



WEIGHT CAPACITY  
154 kg



Traditional Mechanism



5-8 usage



SCAN FOR AR VIEW

£268

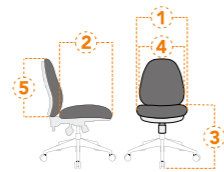
NEW 2024



# Aether

## Ergonomic Chair with Lockable Tilt & Seat Slide

Experience customisable comfort with our Ergonomic Mesh Chair. It offers adjustable back tilt with lock, seat slide, and a Class 3 gas lift for height. Enjoy a high-density foam seat, posture-curved back with extra waist support, and versatile flip-up arms, perfect for any workspace.



Dimensions	mm
1. Seat Width	525
2. Seat Depth	503
3. Seat Height	457-534
4. Back Width	477
5. Back Height	595



Available in 1 colour

Black BCM/H340/BK

### FEATURES

- Back tilt lockable in any position
- Seat slide adjustable & height adjustable
- High density foam seat
- Posture curved back with waist support

**£285**

**NEW**  
2025

SCAN FOR  
AR VIEW



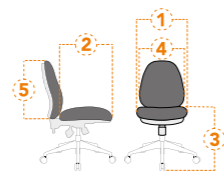




Orbit

**Two Tone Design Chair with Foam Seat Cushion**

This chair features a high-density moulded foam seat providing 10 hours usage time and long-lasting comfort. With use of its butterfly mechanism, this chair allows for seat height and back tilt adjustment with 1 lock position, providing optimal support tailored to your individual needs.



Dimensions	mm
1. Seat Width	510
2. Seat Depth	510
3. Seat Height	440-540
4. Back Width	500
5. Back Height	710



**FEATURES**

- High-density moulded foam seat
- 10 hours usage time
- Unique two tone design
- Back tilt function lockable in upright position

Available in 2 colour combinations

- **Black/Grey** BCM/V630/BK-GY
- **Grey/Teal** BCM/V630/GY-TL

**£296** **NEW 2025**





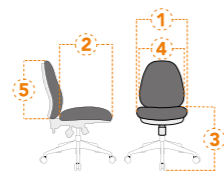
# Celeste

## Certified 24 Hour Usage Double Padded Mesh Chair

Enjoy ultimate comfort with this office chair, featuring a DOUBLE seat cushion, padded armrests, and fully ventilated mesh fabric. With a 180kg weight capacity, well-padded arms, and a reclining, lockable design, it offers customisation and durability.

### FEATURES

- 28 stone weight capacity for 24 hour usage
- DOUBLE seat cushion with foam padding
- Generously padded height adjustable arms
- Chair reclines and can be locked at any angle
- Easy to assemble



Dimensions	mm
1. Seat Width	550
2. Seat Depth	480
3. Seat Height	540-640
4. Back Width	470
5. Back Height	505



Available in 1 colour

Black BCM/L500/BK

£306

NEW  
2025





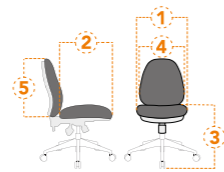
Romsey

### High Back Designer Chair with White Frame & Base

A modern white frame combined with contrasting grey fabric upholstery upon the deep foam seat enable this chair to offer a stunning seating solution that also provides maximum comfort.

#### FEATURES

- Contemporary white frame & base
- Contrasting grey fabric upholstery
- Deep foam seat
- Posture curved high mesh back



Dimensions	mm
1. Seat Width	515
2. Seat Depth	440
3. Seat Height	550-630
4. Back Width	450
5. Back Height	655



Available in 1 colour

Grey BCM/H476/GY



£316

NEW  
2025

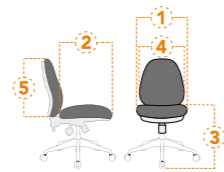




Trinity

### Ergonomic Multi-Adjustable High Back Chair

The ultimate ergonomic chair, offering exceptional back support via dual panelled curved mesh backrest design complemented with a matching height and angle adjustable headrest.



Dimensions	mm
1. Seat Width	520
2. Seat Depth	540
3. Seat Height	410-490
4. Back Width	430
5. Back Height	780



Seat Height Adjustment



Tension Adjustment



WEIGHT CAPACITY  
**120kg**



Synchro Tilt Mechanism



**5-8** usage

Available in 1 colour

Black BCM/K470/BK

£323



SCAN FOR AR VIEW





# Resolute



## Certified 24 Hour Usage High Weight Capacity Chair

Boasting 28 stone weight capacity and 24 hour usage certification, this deep moulded foam mesh chair is unwavering, dependable and guaranteed to provide reliability when you need it most.

### FEATURES

- 28 stone weight capacity
- Certified for 24 hour usage
- Deep moulded seat foam
- Generously padded folding arms
- Tilt mechanism lockable in any position.



Dimensions	mm
1. Seat Width	545
2. Seat Depth	510
3. Seat Height	500-620
4. Back Width	500
5. Back Height	630

### Available in 3 colours

- Black BCM/L1305/BK
- Blue BCM/L1305/BL
- Grey BCM/L1305/GY



£333

NEW COLOURS



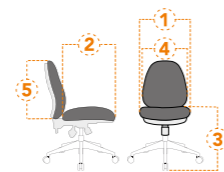
**Moritz**

**Certified 24 Hour Usage  
Highly Adjustable Chair**

This Ergonomic Chair offers 24-hour comfort with an adjustable headrest, lumbar support, and reclinable back that locks at three angles. This chair is built for durability with its sturdy glass fibre frame while the moulded foam seat and arm pads ensure support.

**FEATURES**

- Eco-Friendly REACH & TUV certified
- Reclinable back locks at 3 angles
- Adjustable headrest & lumbar support
- Weight activated mechanism
- Glass fibre frame & PU armpads



Dimensions	mm
1. Seat Width	490
2. Seat Depth	470
3. Seat Height	420-480
4. Back Width	490
5. Back Height	630



**Available in 2 colours**

- Black BCM/M355/BK
- Grey BCM/M355/GY

**£339** **NEW**  
2025





# Polaris

## High Back Executive Armchair with Chrome Base

Featuring simultaneous adjustment of the seat and backrest, a fully reclining knee tilt mech and adjustable padded arms, this popular high back chair provides a fantastic mix of practicality, style and comfort.

### FEATURES

- Generously padded curved seat
- Stylish detailed back shell with chrome infill
- Adjustable seat & fully reclining back
- 'T' shaped padded arms
- Twin wheel hooded castors



Dimensions	mm
1. Seat Width	510
2. Seat Depth	490
3. Seat Height	490-570
4. Back Width	480
5. Back Height	710

Available in 1 colour

Black BCM/K113/BK



Seat Height Adjustment



Tension Adjustment



WEIGHT CAPACITY  
**136 kg**



Synchro Tilt Mechanism



Knee Tilt Adjustment



5-8+  
usage

£398

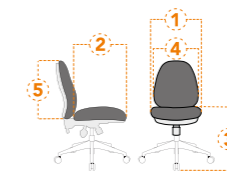
# Newton

## High Back Synchronous Executive Armchair

This feature rich executive chair with integral headrest offers a generously proportioned posture curved seat, contoured nylon backrest and a synchronous mechanism, allowing for the adjustment of both the seat and backrest on top of padded adjustable arms.

### FEATURES

- Adjustable headrest, seat & backrest
- Fully reclining knee tilt mechanism
- 'T' shaped padded adjustable arms
- Twin wheel hooded castors



Dimensions	mm
1. Seat Width	505
2. Seat Depth	510
3. Seat Height	480-560
4. Back Width	500
5. Back Height	700

Available in 1 colour

Black BCM/K103/BK



Seat Height Adjustment



Tension Adjustment



WEIGHT CAPACITY  
**136 kg**



Synchro Tilt Mechanism



Knee Tilt Adjustment



5-8+  
usage

£398



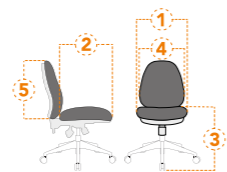
# Hermes

## Highly Adjustable High Back Executive Armchair

Featuring adjustable headrest, seat, backrest, arms and lumbar support, this executive office chair offers a highly customisable seating solution.

### FEATURES

- Adjustable padded headrest
- Adjustable seat & backrest
- Adjustable T-section padded arms
- Black nylon detailed backrest
- Generously proportioned curved seat
- Premium chrome base



Dimensions	mm
1. Seat Width	510
2. Seat Depth	490
3. Seat Height	445-525
4. Back Width	505
5. Back Height	735

Available in 1 colour

 Black BCM/F103/BK



**£398**



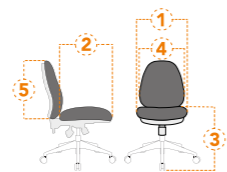




**Ergo**

**24 Hour Certified Luxury Ergonomic Executive Chair**

Our best selling luxury executive chair is certified for 24 hour use and packed with features. With a breathable seat pad, contour curved backrest, stylish back shell, combined with adjustable headrest, armrests and tension control, this premium office chair is both ergonomic and stylish.



Dimensions	mm
1. Seat Width	530
2. Seat Depth	500
3. Seat Height	460-540
4. Back Width	530
5. Back Height	850



**FEATURES**

- 154kg weight capacity for 24 hour usage
- Breathable seat pad
- Multi-adjustable lumbar support
- Soft padded height adjustable armrests

Available in 2 colours, including two-tone options

Black	ERGO/KTAG/M	Black/Grey	ERGO/BK-GY
Grey	ERGO/GY	Grey/Black	ERGO/GY-BK

**£350** **PRICE DROP**





Please allow 10 working days from date of order. Product is non refundable.



# Ergo

## Custom Fabric 24 Hour Certified Luxury Ergonomic Executive Chair

Our best selling Ergo chair, now available in Camira Phoenix, Advantage & Xtreme seat upholstery options. (See page 148 for details).

### FEATURES

- A huge range of custom fabric options
- 154kg weight capacity for 24 hour usage
- Breathable seat pad
- Multi-adjustable lumbar support
- Soft padded height adjustable armrests



Dimensions	mm
1. Seat Width	530
2. Seat Depth	500
3. Seat Height	460-540
4. Back Width	530
5. Back Height	850



Seat Height Adjustment



Tension Adjustment



WEIGHT CAPACITY  
**154kg**



Back Angle Adjustment



24<sub>h</sub> usage

All seats on models below are upholstered with fabric from the Camira Phoenix range...

Solano	ERGO/YP110/BK	Guyana	ERGO/YP051/BK/
Olympic	ERGO/YP113/BK	Scuba	ERGO/YP082/BK
Belize	ERGO/YP105/BK		

**£425** **PRICE DROP**

# Freedom

## High Back Executive Armchair with Coat Hanger

This executive chair features a uniquely integrated coat hanger, a generously proportioned curved leather effect seat, stylish contoured detailed mesh back and large aluminium spider base for the ultimate combination of style and function.

### FEATURES

- Unique mounted coat hanger
- Adjustable 'T' shaped padded arms
- Leather effect upholstered seat
- Large aluminium spider base
- Twin wheel hooded castors



Dimensions	mm
1. Seat Width	510
2. Seat Depth	490
3. Seat Height	445-525
4. Back Width	505
5. Back Height	735



Seat Height Adjustment



Tension Adjustment



WEIGHT CAPACITY  
**110kg**



Synchro Tilt Mechanism



Knee Tilt Adjustment



5-8<sub>h</sub> usage

Available in 1 colour

Black 80HBSY/ACH

**£484**



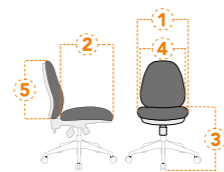
# Liberty

## High Back Executive Armchair with Headrest

This executive chair features an adjustable headrest, a generously proportioned curved leather effect seat, stylish contoured detailed mesh back and large aluminium spider base for the ultimate combination of style and function.

### FEATURES

- Adjustable headrest
- Adjustable 'T' shaped padded arms
- Leather effect upholstered seat
- Large aluminium spider base
- Twin wheel hooded castors



Dimensions	mm
1. Seat Width	510
2. Seat Depth	490
3. Seat Height	445-525
4. Back Width	505
5. Back Height	735

Available in 1 colour

Black 80HBSY/AHR



Seat Height Adjustment



Tension Adjustment



WEIGHT CAPACITY  
110kg



Synchro Tilt Mechanism



Knee Tilt Adjustment



5-8. usage

£484

# Aztec

## High Back Synchronous Executive Armchair

Our commanding ergonomic chair offers a unique wire controlled mechanism that offers independent seat slide for maximum comfort. This combined with it's multi-position armrests, 154kg weight capacity and 3 year guarantee make for a chair that is built to last.

### FEATURES

- 3 year warranty
- 154kg (25 stone) Weight Capacity
- Wire controlled mechanism
- Multi-position 'T' shaped armrests



Dimensions	mm
1. Seat Width	530
2. Seat Depth	480
3. Seat Height	440-515
4. Back Width	515
5. Back Height	735

Available in 1 colour

Black BCM/H222/BK



Seat Height Adjustment



Tension Adjustment



WEIGHT CAPACITY  
154kg



Traditional Mechanism



Synchro Tilt Mechanism



5-8. usage



Seat Slide Adjustment

3 YEAR WARRANTY

£796

# MANAGERS COLLECTION

Our Managers Collection offers unrivalled scope and choice for a variety of tastes and practical requirements. Providing a breadth of contemporary and traditional styles at a range of pricepoints, offering a selection of choice which is sure to fit your needs.



# CONTENTS & FEATURES

























## MANAGERS COLLECTION

PAGE NO.	PRODUCT	CODES	RRP	UPHOLSTERY	MECHANISM FEATURES	RECOMMENDED USAGE TIME	WEIGHT LOAD CAPACITY	DIMENSIONS
76	<b>Delph</b> Medium Back Leather Faced Executive Chair	2014MB/LBK	£102.00	LEATHER FACED		5-8 hr usage	110kg	Seat Width 430 Seat Depth 440 Seat Height 420-520 Back Width 430 Back Height 500
77	<b>Orion</b> High Back Bonded Leather Manager Chair	BCL/Z2207/BK	£129.00	BONDED LEATHER	  	5-8 hr usage	110kg	Seat Width 470 Seat Depth 460 Seat Height 430-530 Back Width 470 Back Height 530
78	<b>Darwin</b> High Back Leather Effect Executive Chair	BCP/1007/PU/BK	£151.00	LEATHER FACED	  	5-8 hr usage	110kg	Seat Width 480 Seat Depth 465 Seat Height 430-530 Back Width 475 Back Height 625
79	<b>Weston</b> High Back Leather Faced Executive Chair	1820ATG/LBK	£161.00	LEATHER FACED	  	5-8 hr usage	110kg	Seat Width 505 Seat Depth 510 Seat Height 480-560 Back Width 500 Back Height 700
80	<b>Clyde</b> High Back Two Tone Fabric Executive Chair	BCF/F569/GY-BK	£156.00	FABRIC	  	5-8 hr usage	136kg	Seat Width 580 Seat Depth 560 Seat Height 450-525 Back Width 460 Back Height 540
82	<b>Fleet</b> Leather Faced Chair with Ruched Panel Detailing	369ATG/L	£183.00	LEATHER FACED	  	5-8 hr usage	110kg	Seat Width 510 Seat Depth 490 Seat Height 450-550 Back Width 510 Back Height 710
83	<b>Greenwich</b> High Back Leather Effect Executive Chair	BCP/T101/BK BCP/T101/BY BCP/T101/CM	£204.00	LEATHER EFFECT	  	5-8 hr usage	110kg	Seat Width 490 Seat Depth 500 Seat Height 450-530 Back Width 460 Back Height 650
84	<b>Wellington</b> High Back Leather Effect Executive Chair	BCP/T102/BK	£204.00	LEATHER EFFECT	  	5-8 hr usage	136kg	Seat Width 530 Seat Depth 495 Seat Height 450-540 Back Width 510 Back Height 720
85	<b>Hastings</b> High Back Bonded Leather Manager Chair	BCL/B425/BK	£249.00	BONDED LEATHER	  	5-8 hr usage	120kg	Seat Width 500 Seat Depth 470 Seat Height 485-585 Back Width 500 Back Height 650
86	<b>Dorset</b> High Back Padded Fabric Manager Chair	BCM/B432/BK BCM/B432/BL BCM/B432/GY	£214.00	FABRIC	  	5-8 hr usage	110kg	Seat Width 500 Seat Depth 485 Seat Height 500-600 Back Width 495 Back Height 680
88	<b>Henley</b> Leather Faced Ergonomic Executive Chair	BCP/G400/BK	£215.00	LEATHER FACED	  	12 hr usage	180kg	Seat Width 560 Seat Depth 500 Seat Height 500-600 Back Width 460 Back Height 760
90	<b>Aura</b> Medium Back Bonded Leather Executive Chair	BCL/8003/BK BCL/8003/WH BCL/8003/BL BCL/8003/BW BCL/8003/FGN BCL/8003/OX	£241.00	BONDED LEATHER	  	5-8 hr usage	154kg	Seat Width 480 Seat Depth 480 Seat Height 455-535 Back Width 460 Back Height 460
91	<b>Aura</b> High Back Bonded Leather Executive Chair	BCL/9003/BK BCL/9003/WH BCL/9003/GY BCL/9003/BL BCL/9003/BW BCL/9003/FGN BCL/9003/OX	£268.00	BONDED LEATHER	  	5-8 hr usage	154kg	Seat Width 500 Seat Depth 490 Seat Height 460-540 Back Width 440 Back Height 630
92	<b>Aura</b> Medium Back Fabric Executive Chair	BCF/8003/BGF BCF/8003/GY BCF/8003/GN	£241.00	FABRIC	  	5-8 hr usage	154kg	Seat Width 480 Seat Depth 480 Seat Height 455-535 Back Width 460 Back Height 460
93	<b>Aura</b> High Back Fabric Executive Chair	BCF/9003/BGF	£268.00	FABRIC	  	5-8 hr usage	154kg	Seat Width 500 Seat Depth 490 Seat Height 460-540 Back Width 440 Back Height 630
94	<b>Aura</b> Medium Back Bonded Leather Black Frame Chair	BCL/8003/BK-BK	£241.00	BONDED LEATHER	  	5-8 hr usage	154kg	Seat Width 480 Seat Depth 480 Seat Height 455-535 Back Width 460 Back Height 460

PAGE NO.	PRODUCT	CODES	RRP	UPHOLSTERY	MECHANISM FEATURES	RECOMMENDED USAGE TIME	WEIGHT LOAD CAPACITY	DIMENSIONS
95	<b>Aura</b> High Back Bonded Leather Black Frame Chair	BCL/9003/BK-BK	£268.00	BONDED LEATHER	  	5-8 hr usage	154kg	Seat Width 500 Seat Depth 490 Seat Height 460-540 Back Width 440 Back Height 630
96	<b>Westminster</b> High Back Leather Faced Executive Chair	2008ATG/LBK 2008ATG/LBL 2008ATG/LBW 2008ATG/LCM 2008ATG/LBY 2008ATG/LSV	£263.00	LEATHER FACED	  	5-8 hr usage	110kg	Seat Width 515 Seat Depth 480 Seat Height 495-595 Back Width 490 Back Height 710
98	<b>Coniston</b> High Back Fabric Executive Chair	6062ATGFBK 6062ATGFBL 6062ATGFWN	£237.00	FABRIC	  	5-8 hr usage	110kg	Seat Width 535 Seat Depth 500 Seat Height 450-550 Back Width 540 Back Height 800
99	<b>Friesian</b> High Back Two Tone Executive Chair	BCP/4025/BWH	£349.00	BONDED LEATHER	   	5-8 hr usage	110kg	Seat Width 490 Seat Depth 510 Seat Height 530-630 Back Width 490 Back Height 700
102	<b>Apollo</b> Ergonomic Gaming Chair with 4D Adjustable Arms	BCP/B390/BK-BK BCP/B390/BK-BL BCP/B390/BK-RD BCP/B390/BK-YL BCP/B390/BK-GN BCP/B390/BK-PL	£269.00	ANTI-ABRASIVE PU LEATHER	  	8-12 hr usage	130kg	Seat Width 540 Seat Depth 500 Seat Height 465-565 Back Width 550 Back Height 815
104	<b>Predator</b> Ergonomic Gaming Chair	BCP/H600/BK BCP/H600/BK/BL BCP/H600/BK/RD	£250.00	LEATHER EFFECT	  	5-8 hr usage	110kg	Seat Width 520 Seat Depth 500 Seat Height 450-550 Back Width 520 Back Height 690
106	<b>Windermere</b> Leather Faced Ergonomic Executive Chair	BCP/G312/BK	£274.00	LEATHER FACED	  	12 hr usage	180kg	Seat Width 550 Seat Depth 510 Seat Height 490-590 Back Width 520 Back Height 800
108	<b>Patriot</b> Leather Effect Managers Chair with Mesh Armrests	BCP/Q360/BK BCP/Q360/GY	£286.00	LEATHER EFFECT	  	5-8 hr usage	150kg	Seat Width 550 Seat Depth 500 Seat Height 500-580 Back Width 540 Back Height 660
110	<b>Titan</b> Oversized Leather Effect Executive Chair	BCP/G344/BK BCP/G344/BW BCP/G344/CM	£312.00	LEATHER EFFECT	  	5-8 hr usage	180kg	Seat Width 550 Seat Depth 525 Seat Height 470-570 Back Width 530 Back Height 785
112	<b>Avanti</b> Medium Back Bonded Leather Executive Chair	BCL/5003/BK BCL/5003/WH BCL/5003/GY BCL/5003/BW BCL/5003/FGN BCL/5003/OX	£312.00	BONDED LEATHER	  	5-8 hr usage	154kg	Seat Width 490 Seat Depth 495 Seat Height 510-590 Back Width 435 Back Height 500
113	<b>Avanti</b> High Back Bonded Leather Executive Chair	BCL/6003/BK BCL/6003/WH BCL/6003/GY BCL/6003/BW BCL/6003/FGN BCL/6003/OX	£344.00	BONDED LEATHER	  	5-8 hr usage	154kg	Seat Width 505 Seat Depth 500 Seat Height 490-570 Back Width 450 Back Height 650
114	<b>Cloud</b> High Back Leather Faced Manager Chair	BCL/C335/BK	£344.00	LEATHER FACED	  	5-8 hr usage	154kg	Seat Width 510 Seat Depth 515 Seat Height 500-580 Back Width 500 Back Height 740
115	<b>Brighton</b> Luxurious Leather Faced Executive Chair	605KTAG/LBK	£366.00	LEATHER FACED	   	5-8 hr usage	110kg	Seat Width 520 Seat Depth 500 Seat Height 550-600 Back Width 510 Back Height 700
116	<b>Aeros</b> Award-Winning Minimalist Executive Task Chair	BCF/U370/BK BCF/U370/GY	£298.00	FABRIC	 	5-8 hr usage	130kg	Seat Width 695 Seat Depth 675 Seat Height 440-530 Back Width 480 Back Height 520
118	<b>Troon</b> Leather Faced Chair with Oak Effect Arms & Base	4750ATGLBKO 4750ATGLBN 4750ATGLCM	£371.00	LEATHER FACED	  	5-8 hr usage	110kg	Seat Width 540 Seat Depth 500 Seat Height 490-540 Back Width 540 Back Height 750
119	<b>Dijon</b> High Back Leather Faced Executive Chair	9211ATG/LBK 9211ATG/LCM	£430.00	LEATHER FACED	  	5-8 hr usage	110kg	Seat Width 560 Seat Depth 530 Seat Height 500-590 Back Width 540 Back Height 820
120	<b>Libra</b> High Back Fabric Manager Chair	BCF/K500/BK-BK BCF/K500/BK-GY BCF/K500/BK-OG	£298.00	FABRIC	  	5-8 hr usage	136kg	Seat Width 605 Seat Depth 590 Seat Height 485-565 Back Width 600 Back Height 820

# CONTENTS & FEATURES

## MANAGERS COLLECTION

PAGE NO.	PRODUCT	CODES	RRP	UPHOLSTERY	MECHANISM FEATURES	RECOMMENDED USAGE TIME	WEIGHT LOAD CAPACITY	DIMENSIONS
122	<b>Santiago</b> Italian Leather Faced Executive Chair	618KTAG/LBK 618KTAG/TN 618KTAG/BW	£527.00	LEATHER FACED	   			Seat Width 560 Seat Depth 530 Seat Height 520-580 Back Width 560 Back Height 750
123	<b>Sandown</b> Italian Leather Faced Executive Chair	617KTAG/LBK 617KTAG/TN 617KTAG/LBW	£527.00	LEATHER FACED	   			Seat Width 540 Seat Depth 530 Seat Height 500-590 Back Width 540 Back Height 820
124	<b>Hercules</b> Leather Faced Gull-Wing Executive Chair	1611ATG/LBK	£527.00	LEATHER FACED	   			Seat Width 540 Seat Depth 510 Seat Height 530-620 Back Width 580 Back Height 780
125	<b>Kiev</b> Genuine Leather Executive Chair	BCLU646/LBK	£553.00	GENUINE LEATHER	   			Seat Width 520 Seat Depth 490 Seat Height 500-580 Back Width 515 Back Height 730

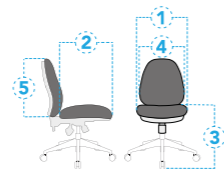




# Delph

## Medium Back Leather Faced Executive Chair

This leather faced executive chair combines button detail to the backrest, with decorative stitching detail and sculpted integral lumbar support, seat height adjustment, stylish heavy duty arms and a large black nylon base fitted with twin wheel hooded castors - all for a great price.



Dimensions	mm
1. Seat Width	430
2. Seat Depth	440
3. Seat Height	420-520
4. Back Width	430
5. Back Height	500



110kg



5-8. usage



Leather Faced

### FEATURES

- Decorative stitching
- Sculpted integral lumbar support
- Heavy duty arms
- Twin wheel hooded castors

Available in 1 colour

Black 2014MB/LBK

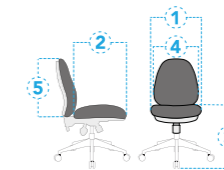
£102

GREAT VALUE

# Orion

## High Back Bonded Leather Manager Chair

This deceptively comfortable manager chair is upholstered in plush bonded leather, with stylish stitching detail and sculpted lumbar support. It offers heavy duty fixed arms, is lockable in the upright position, and has a gas lift offering easy seat height adjustment.



Dimensions	mm
1. Seat Width	470
2. Seat Depth	460
3. Seat Height	430-530
4. Back Width	470
5. Back Height	530



Seat Height Adjustment



Tension Adjustment



110kg



5-8. usage



Traditional Mechanism



Bonded Leather

### FEATURES

- Plush bonded leather material
- Sculpted lumbar support
- Heavy duty fixed arms
- Lockable in the upright position

Available in 1 colour

Black BCL/Z2207/BK

£129



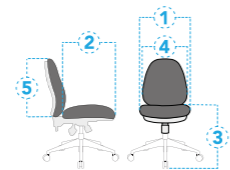
# Darwin

## High Back Leather Effect Executive Chair

This leather effect executive chair with integral headrest is ideal for home or office use. It offers a thickly padded seat and back with stylish stitching detail plus matching padded armrests.

### FEATURES

- Stylish stitching detail
- Thickly padded seat & back
- Matching padded armrests
- Lockable in upright position



Dimensions	mm
1. Seat Width	480
2. Seat Depth	465
3. Seat Height	430-530
4. Back Width	475
5. Back Height	625

Available in 1 colour

Black BCP/1007/PU/BK



Seat Height Adjustment



Tension Adjustment



110kg



Traditional Mechanism



5-8. usage



Leather Faced

£151

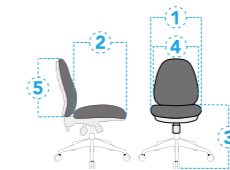
# Weston

## High Back Leather Faced Executive Chair

This high back executive office chair offers plush leather faced upholstery, sculptured lumbar support, reclining tilt mechanism with tension control, adjustable seat height, and fixed arms, all complemented by contemporary stitching and a chrome base for a stylish, comfortable finish.

### FEATURES

- Contemporary stitching
- Plush leather faced upholstery
- Sculptured lumbar support
- Fully reclining tilt lockable in upright position



Dimensions	mm
1. Seat Width	505
2. Seat Depth	510
3. Seat Height	480-560
4. Back Width	500
5. Back Height	700

Available in 1 colour

Black 1820ATG/LBK



Seat Height Adjustment



Tension Adjustment



110kg



Traditional Mechanism



5-8. usage



Leather Faced

£161

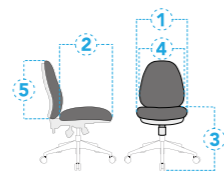




Clyde

### High Back Two Tone Fabric Executive Chair

Durability, comfort and style converge with this modern executive chair. Featuring a durable fabric upholstery with a sleek two-tone back and angular arms that provide the chair with a modern edge, allowing it to combine function with lasting comfort and contemporary design seamlessly.



Dimensions	mm
1. Seat Width	580
2. Seat Depth	560
3. Seat Height	450-525
4. Back Width	460
5. Back Height	540



#### FEATURES

- Two tone fabric back
- Modern angular armrests
- Powder coated nylon base & castors

Available in 1 colour

Grey/Black BCF/F569/GY-BK

£156

NEW 2025





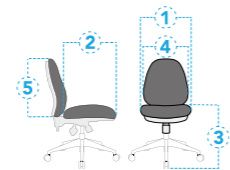
# Fleet

## Leather Faced Chair with Ruched Panel Detailing

Experience ultimate comfort with this high back executive office chair, featuring ruched panel detailing on a generously proportioned seat and backrest with sculptured deep fill foam.

### FEATURES

- Ruched panel detailing
- Generously proportioned seat & backrest
- Sculptured deep fill foam
- Fully reclinable and locks in upright position
- Stylish heavy duty arms



Dimensions	mm
1. Seat Width	510
2. Seat Depth	490
3. Seat Height	450-550
4. Back Width	510
5. Back Height	710

Available in 1 colour  
 Black 369ATG/L



**£183**



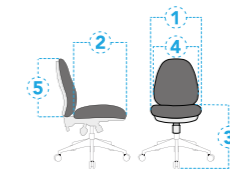
# Greenwich

## High Back Leather Effect Executive Chair

This triple panelled executive chair combines comfort, style and function with its deep panel leather effect seat and backrest, padded armrests and complementing satin silver arms and base.

### FEATURES

- Triple panelled design
- Deep panel leather effect detailing
- Padded armrests
- Satin silver arms & 5 star swivel base
- Fully reclining & lockable in upright position



Dimensions	mm
1. Seat Width	490
2. Seat Depth	500
3. Seat Height	450-530
4. Back Width	460
5. Back Height	650

Available in 3 colours  
 Black BCP/T101/BK  
 Cherry Brown BCP/T101/BY  
 Cream BCP/T101/CM



**£204**



# Wellington

## High Back Leather Effect Executive Chair

This distinctive executive chair is luxuriously padded and finished in soft black leather effect upholstery. Matching stitching detail adorns the generously proportioned backrest and its stylish complementing arms have a silver inlay and are upholstered and padded for extra comfort.

### FEATURES

- Luxuriously padded leather effect upholstery
- Silver inlays fitted on arms & base
- Generously proportioned backrest
- Lockable in the upright position



Dimensions	mm
1. Seat Width	530
2. Seat Depth	495
3. Seat Height	450-540
4. Back Width	510
5. Back Height	720

Available in 1 colour

Black BCP/T102/BK



£204



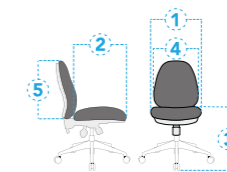
# Hastings

## High Back Bonded Leather Manager Chair

This chair offers dependable functionality and a high level of comfort with a unique and commanding style. Bonded leather upholstery to the back and seat is complemented by a contrasting mesh panelling and padded upholstered chrome fixed arms.

### FEATURES

- Bonded leather upholstery
- Contrasting mesh panelling
- Padded upholstered chrome fixed arms
- Reclinable back lockable in upright position



Dimensions	mm
1. Seat Width	500
2. Seat Depth	470
3. Seat Height	485-585
4. Back Width	500
5. Back Height	650

Available in 1 colour

Black BCL/B425/BK



£249



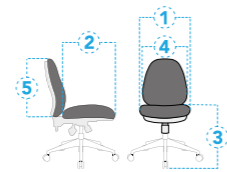
**Dorset**

**High Back Padded Fabric Manager Chair**

Boasting a sleek design paired with high-quality fabric upholstery, Class 3 Lant Painted Gaslift, fixed BIFMA PP armrests and modern nylon base, this sophisticated managers chair will complement and enhance your workplace.

**FEATURES**

- High-quality fabric upholstery
- Class 3 lant painted gaslift
- Fixed BIFMA PP armrests
- Padded posture curved backrest
- Fully reclining & lockable in upright position



Dimensions	mm
1. Seat Width	500
2. Seat Depth	485
3. Seat Height	500-600
4. Back Width	495
5. Back Height	680



**Available in 3 colours**

- Black BCF/B432/BK
- Blue BCF/B432/BL
- Grey BCF/B432/GY

**£214** **NEW**  
2025

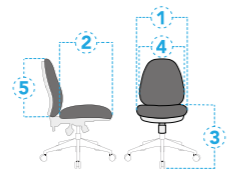




**Henley**

**PU Ergonomic Executive Chair**

Upgrade your office with this PU executive chair, featuring a posture-curved ergonomic backrest and integrated headrest for support. A sturdy build, butterfly mechanism and durable wipeable PU material provide smooth, adjustable seating for all-day ease.



Dimensions	mm
1. Seat Width	560
2. Seat Depth	500
3. Seat Height	500-600
4. Back Width	460
5. Back Height	760



Available in 1 colour

**Black** BCP/G400/BK

**FEATURES**

- Wipeable PU material
- Posture curved ergonomic backrest
- Integrated headrest
- Chrome armrests with PU arm pads

**£215**

**NEW**  
2025





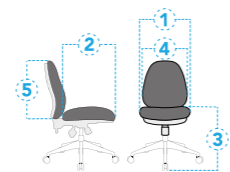
# Aura

## Medium Back Bonded Leather Executive Chair

Offering a detailed stitching design and a strong single piece chrome frame, this contemporary classic designer executive chair is perfectly suited for any workplace or home office environment.

### FEATURES

- Detailed stitching design
- Strong single piece chrome frame
- Complementing chrome arms with sleeves
- 24 stone weight capacity
- Fully reclining & lockable in upright position



Dimensions	mm
1. Seat Width	480
2. Seat Depth	480
3. Seat Height	455-535
4. Back Width	460
5. Back Height	460

### Available in 7 colours

Black	BCL/8003/BK
White	BCL/8003/WH
Grey	BCL/8003/GY
Blue	BCL/8003/BL



Seat Height Adjustment



Tension Adjustment



154 kg



Traditional Mechanism



5-8 usage



Bonded Leather

Brown	BCL/8003/BW
Forest Green	BCL/8003/FGN
Ox Blood	BCL/8003/OX



£241

BEST SELLER

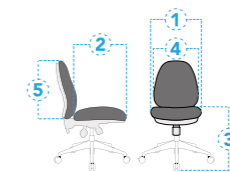
# Aura

## High Back Bonded Leather Executive Chair

Offering a detailed stitching design and a strong single piece chrome frame, this contemporary classic designer executive chair is perfectly suited for any workplace or home office environment.

### FEATURES

- Detailed stitching design
- Strong single piece chrome frame
- Complementing chrome arms with sleeves
- 24 stone weight capacity
- Fully reclining & lockable in upright position



Dimensions	mm
1. Seat Width	500
2. Seat Depth	490
3. Seat Height	460-540
4. Back Width	440
5. Back Height	630

### Available in 7 colours

Black	BCL/9003/BK
White	BCL/9003/WH
Grey	BCL/9003/GY
Blue	BCL/9003/BL



Seat Height Adjustment



Tension Adjustment



154 kg



Traditional Mechanism



5-8 usage



Bonded Leather

Brown	BCL/9003/BW
Forest Green	BCL/9003/FGN
Ox Blood	BCL/9003/OX



£268

BEST SELLER



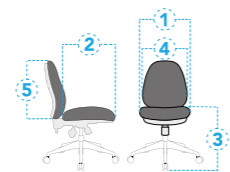
# Aura

## Medium Back Fabric Executive Chair

Offering a detailed stitching design and a strong single piece chrome frame, this contemporary classic designer executive chair is perfectly suited for any workplace or home office environment.

### FEATURES

- Detailed stitching design
- Strong single piece chrome frame
- Complementing chrome arms with sleeves
- 24 stone weight capacity
- Fully reclining & lockable in upright position



Dimensions	mm
1. Seat Width	480
2. Seat Depth	480
3. Seat Height	455-535
4. Back Width	460
5. Back Height	460

### Available in 3 colours

- Black/Grey Fleck BCF/8003/BGF
- Grey BCF/8003/GY
- Green BCF/8003/GN



£241

NEW COLOURS

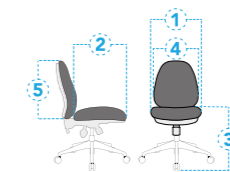
# Aura

## High Back Fabric Executive Chair

Offering a detailed stitching design and a strong single piece chrome frame, this contemporary classic designer executive chair is perfectly suited for any workplace or home office environment.

### FEATURES

- Detailed stitching design
- Strong single piece chrome frame
- Complementing chrome arms with sleeves
- 24 stone weight capacity
- Fully reclining & lockable in upright position



Dimensions	mm
1. Seat Width	500
2. Seat Depth	490
3. Seat Height	460-540
4. Back Width	440
5. Back Height	630

### Available in 1 colour

- Black/Grey Fleck BCF/9003/BGF



£268

NEW 2025



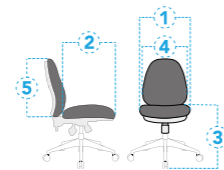
# Aura

## Medium Back Bonded Leather & Black Frame Chair

Offering a detailed stitching design and a strong single piece black frame, this contemporary classic designer executive chair is perfectly suited for any workplace or home office environment.

### FEATURES

- Detailed stitching design
- Strong single piece black frame
- Complementing black arms with sleeves
- 24 stone weight capacity
- Fully reclining & lockable in upright position



Dimensions	mm
1. Seat Width	480
2. Seat Depth	480
3. Seat Height	455-535
4. Back Width	460
5. Back Height	460

Available in 1 colour

Black BCL/8003/BK-BK



Seat Height Adjustment



Tension Adjustment



WEIGHT CAPACITY  
154 kg



Traditional Mechanism



5-8. usage



Bonded Leather



£241

NEW 2025

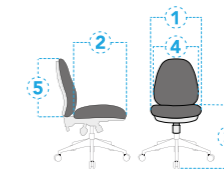
# Aura

## High Back Bonded Leather & Black Frame Chair

Offering a detailed stitching design and a strong single piece black frame, this contemporary classic designer executive chair is perfectly suited for any workplace or home office environment.

### FEATURES

- Detailed stitching design
- Strong single piece black frame
- Complementing black arms with sleeves
- 24 stone weight capacity
- Fully reclining & lockable in upright position



Dimensions	mm
1. Seat Width	500
2. Seat Depth	490
3. Seat Height	460-540
4. Back Width	440
5. Back Height	630

Available in 1 colour

Black BCL/9003/BK-BK



Seat Height Adjustment



Tension Adjustment



WEIGHT CAPACITY  
154 kg



Traditional Mechanism



5-8. usage



Bonded Leather



£268

NEW 2025





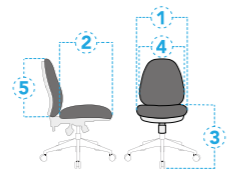
# Westminster

## High Back Leather Faced Executive Chair

A truly modern classic, this leather faced manager chair provides a stylish and contemporary aesthetic as well as a rich feature list, ideal for the professional and home user alike.

### FEATURES

- Generously proportioned seat & backrest
- Integral headrest & sculpted lumbar support
- Leather faced with stylish stitching
- Chrome arms with padded armpads
- Fully reclining & lockable in upright position



Dimensions	mm
1. Seat Width	515
2. Seat Depth	480
3. Seat Height	495-595
4. Back Width	490
5. Back Height	710

### Available in 6 colours

	Black	2008ATG/LBK		Cream	2008ATG/LCM
	Blue	2008ATG/LBL		Burgundy	2008ATG/LBY
	Brown	2008ATG/LBW		Silver	2008ATG/LSV



**£263**





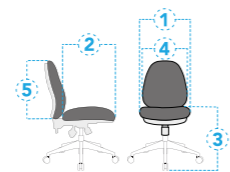
# Coniston

## High Back Fabric Executive Chair

Featuring sculptured stitching detail, a generously proportioned seat and backrest with sculptured foam for extra support, this fabric executive chair is ideal for home or office use.

### FEATURES

- Sculptured stitching detail
- Generously proportioned seat & backrest
- Sculptured foam for extra support
- Heavy duty fixed arms
- Fully reclining & lockable in upright position



Dimensions	mm
1. Seat Width	535
2. Seat Depth	500
3. Seat Height	450-550
4. Back Width	540
5. Back Height	800

### Available in 3 colours

- Black 6062ATGFBK
- Blue 6062ATGFBL
- Wine 6062ATGFWN



Seat Height Adjustment



Tension Adjustment



WEIGHT CAPACITY  
**110kg**



Traditional Mechanism



5-8. usage

£237

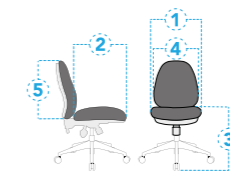
# Friesian

## High Back Two Tone Executive Chair

This two tone statement piece is as much functional as it is visually appealing. Featuring contrasting black and white panels to the seat and backrest with integral headrest and sculptured lumbar support, it is finished with a brushed satin chrome base and matching flip-up arms.

### FEATURES

- Black & white two tone panel design
- Brushed satin chrome base
- Flip-up arms
- Synchronous chair mechanism



Dimensions	mm
1. Seat Width	490
2. Seat Depth	510
3. Seat Height	530-630
4. Back Width	490
5. Back Height	700

### Available in 1 colour

- Black BCP/4025/BWH



Seat Height Adjustment



Tension Adjustment



WEIGHT CAPACITY  
**110kg**



Synchro Tilt Mechanism



Knee Tilt Adjustment



5-8. usage

£349

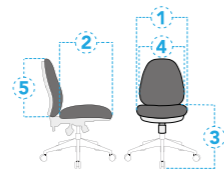




# Apollo

## Ergonomic Gaming Chair with 4D Adjustable Arms

Featuring 4D adjustable armrests and a 155-degree reclining function, experience the perfect blend of gaming and office comfort with this versatile Gaming Chair. Made from durable, easy-to-clean anti-abrasive PU, this chair is built to last through every game and workday.



Dimensions	mm
1. Seat Width	540
2. Seat Depth	500
3. Seat Height	465-565
4. Back Width	550
5. Back Height	815



Seat Height Adjustment



Tension Adjustment



130 kg



Traditional Mechanism



8-12 usage

### FEATURES

- Designed for both gaming & office use
- 4D Multi-Dimension Armrests
- Reclines up to 155 degrees and lockable
- Resistant and wipe clean anti-abrasive PU

### Available in 6 colours

Black	BCP/B390/BK-BK	Yellow/Black	BCP/B390/BK-YL
Blue/Black	BCP/B390/BK-BL	Green/Black	BCP/B390/BK-GN
Red/Black	BCP/B390/BK-RD	Purple/Black	BCP/B390/BK-PL

**£269** **NEW 2025**



SCAN FOR AR VIEW





# Predator

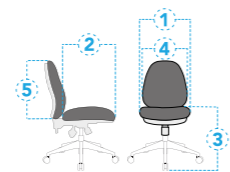
## Ergonomic Gaming Chair

Work or play in style and comfort with this modern gaming chair with folding arms. The comfortable seat and back with upholstered leather effect fabric feature vibrant contrasting piping, angular accent panels and are generously padded to ensure that you can enjoy your gaming or work sessions for longer.

### FEATURES

- Ideal for both gaming & general use
- Adjustable folding arms
- Generously padded soft leather effect fabric
- Vibrant contrasting piping and accent panels

**£250**



Dimensions	mm
1. Seat Width	520
2. Seat Depth	500
3. Seat Height	450-550
4. Back Width	520
5. Back Height	690



Seat Height Adjustment



Tension Adjustment



WEIGHT CAPACITY  
**110kg**



Traditional Mechanism



**5-8** usage

### Available in 3 colours

- Black BCP/H600/BK
- Black/Blue BCP/H600/BK/BL
- Black/Red BCP/H600/BK/RD





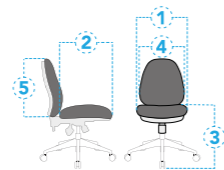
Windermere

### PU Ergonomic Executive Managers Chair

Featuring a unique S-style ergonomic backrest, upgrade your workspace with this PU executive chair. Designed for comfort and durability, this well-added, wipe-clean chair provides all-day comfort.

#### FEATURES

- S style ergonomic backrest
- PU wipeable & durable material
- Sturdy construction
- Well-padded seat & armrests
- Butterfly mechanism



Dimensions	mm
1. Seat Width	550
2. Seat Depth	510
3. Seat Height	490-590
4. Back Width	520
5. Back Height	800



Seat Height Adjustment



Tension Adjustment



WEIGHT CAPACITY  
**180 kg**



Traditional Mechanism



12+  
usage

Available in 1 colour

Black BCP/G312/BK

SCAN FOR AR VIEW



£274

NEW  
2025





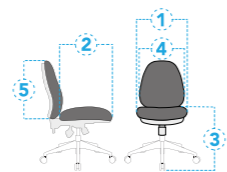
# Patriot

## Leather Effect Managers Chair with Mesh Armrests

Featuring densley padded lumbar support and headrest on top of a mesh accent for breathability and style, elevate your workspace with this PU leather effect executive office chair, providing the ultimate combination of luxury and functionality.

### FEATURES

- Leather effect PU chair
- Mesh armpads & seat accents
- Padded lumbar support & headrest



Dimensions	mm
1. Seat Width	550
2. Seat Depth	500
3. Seat Height	500-580
4. Back Width	540
5. Back Height	660



### Available in 2 colours

- Black BCP/Q360/BK
- Grey BCP/Q360/GY



**£286** **NEW 2025**

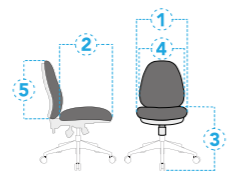




# Titan

## Oversized Leather Effect Executive Chair

Start as you mean to continue with this dominating high back executive chair. Featuring integral headrest & deep panel leather effect detailing on both the seat and lumbar sculpted backrest are complemented with matching padded armrests and finished with a matching 5 star base.



Dimensions	mm
1. Seat Width	550
2. Seat Depth	525
3. Seat Height	470-570
4. Back Width	530
5. Back Height	785



Seat Height Adjustment



Tension Adjustment



WEIGHT CAPACITY  
**180 kg**



Traditional Mechanism



**5-8.**  
usage

### Available in 3 colours

- Black** BCP/G344/BK
- Brown** BCP/G344/BW
- Cream** BCP/G344/CM

**£312**







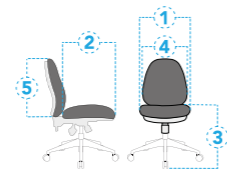
# Avanti

## Medium Back Bonded Leather Executive Chair

Offering detailed stitching with a bold twin panel back cushion design and chrome arms with matching bonded leather sleeves, this designer executive chair is perfectly suited for any workplace or home office environment.

### FEATURES

- Bold twin panel back cushions
- Strong single piece chrome frame
- Chrome arms with bonded leather sleeves
- Polished chrome spider base
- Fully reclining & lockable in upright position



Dimensions	mm
1. Seat Width	490
2. Seat Depth	495
3. Seat Height	510-590
4. Back Width	435
5. Back Height	500

### Available in 6 colours

Black	BCL/5003/BK	Brown	BCL/5003/BW
White	BCL/5003/WH	Forest Green	BCL/5003/FGN
Grey	BCL/5003/GY	Ox Blood	BCL/5003/OX



£312

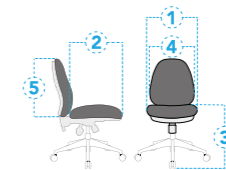
# Avanti

## High Back Bonded Leather Executive Chair

Offering detailed stitching with a bold triple panel back cushion design and chrome arms with matching bonded leather sleeves, this designer executive chair is perfectly suited for any workplace or home office environment.

### FEATURES

- Bold triple panel back cushions
- Strong single piece chrome frame
- Chrome arms with bonded leather sleeves
- Polished chrome spider base
- Fully reclining & lockable in upright position



Dimensions	mm
1. Seat Width	505
2. Seat Depth	500
3. Seat Height	490-570
4. Back Width	450
5. Back Height	650

### Available in 6 colours

Black	BCL/6003/BK	Brown	BCL/6003/BW
White	BCL/6003/WH	Forest Green	BCL/6003/FGN
Grey	BCL/6003/GY	Ox Blood	BCL/6003/OX



£344



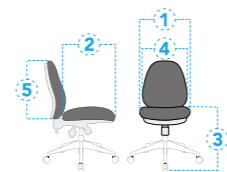
# Cloud

## High Back Leather Faced Manager Chair

With deep cushioning to an integrated rolled headrest and a posture sculpted backrest, this chair combines unique style with unrivalled comfort. Stylish, contrasting stitching to its leather faced upholstery is finished with matching padded armrests for an unmistakable design.

### FEATURES

- Leather faced with deep cushioning
- Integrated rolled headrest
- Posture sculpted backrest
- Matching padded armrests



Dimensions	mm
1. Seat Width	510
2. Seat Depth	515
3. Seat Height	500-580
4. Back Width	500
5. Back Height	740

Available in 1 colour

Black BCL/C335/BK



Seat Height Adjustment



Tension Adjustment



154 kg



Traditional Mechanism



5-8. usage



Leather Faced

£344

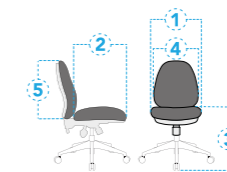
# Brighton

## Luxurious Leather Faced Executive Chair

This premium chair is as functionally rich as it is aesthetically appealing. Stylish stitching adorns opulent leather faced upholstery to a generously proportioned seat and lumbar sculptured backrest, with matching heavy duty padded armrests.

### FEATURES

- Generously padded leather faced upholstery
- Lumbar sculptured backrest
- Heavy duty padded armrests
- Synchronous chair mechanism
- Knee tilt adjustment



Dimensions	mm
1. Seat Width	520
2. Seat Depth	490
3. Seat Height	550-600
4. Back Width	510
5. Back Height	700

Available in 1 colour

Black 605KTAG/LBK



Seat Height Adjustment



Tension Adjustment



110 kg



Synchro Tilt Mechanism



Knee Tilt Adjustment



5-8. usage



Leather Faced

£366



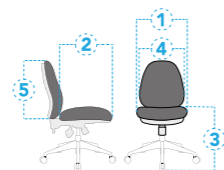
reddot award 2019  
winner



# Aeros

## Award-Winning Minimalist Executive Task Chair

Introducing our award-winning Aeros chair, designed for ultimate comfort and convenience. This sleek minimalist chair features an auto-balance mechanism that adjusts to your body, hidden gaslift control, back tilt function and can be assembled in just 30 seconds!



Dimensions	mm
1. Seat Width	695
2. Seat Depth	675
3. Seat Height	440-530
4. Back Width	480
5. Back Height	520



Seat Height Adjustment



Seat & Back Angle Adjustment



130 kg



5-8 min. usage

### FEATURES

- Weight activated auto-balance mechanism
- Hidden gas lift control
- Back tilt reclines up to 19 degrees
- Assemble in just 30 seconds

### Available in 2 colours

- Black BCF/U370/BK
- Grey BCF/U370/GY

£298

PRICE DROP



SCAN FOR AR VIEW





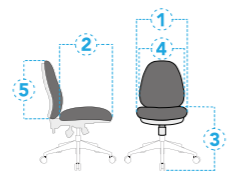
# Troon

## Leather Faced Chair with Oak Effect Arms & Base

Featuring deluxe leather faced upholstery with intricate stitch detailing upon an oak effect wooden base and arms, this executive chair is a clear choice for the discerning user.

### FEATURES

- Oak effect wooden base & arms
- Deluxe leather faced upholstery
- Lumbar sculpted backrest
- Fully reclining & lockable in upright position



Dimensions	mm
1. Seat Width	540
2. Seat Depth	500
3. Seat Height	490-540
4. Back Width	540
5. Back Height	750

### Available in 3 colours

	Black	4750ATGLBKO
	Brown	4750ATG/LBN
	Cream	4750ATG/LCM



Seat Height Adjustment



Tension Adjustment



WEIGHT CAPACITY  
110kg



Traditional Mechanism



5-8. usage



Leather Faced

£371



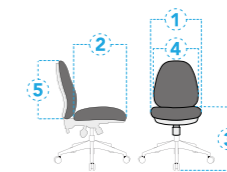
# Dijon

## High Back Leather Faced Executive Chair

Contrasting piping complements sumptuous leather faced upholstery on this popular chair. In addition to its generously proportioned seat and back with sculptured lumbar support and padded armrests, the chair features a polished chrome spider base with twin wheel hooded castors.

### FEATURES

- Leather faced with contrasting piping
- Generously proportioned seat & headrest
- Sculpted lumbar support & padded armrests
- Fully reclining & lockable in upright position



Dimensions	mm
1. Seat Width	560
2. Seat Depth	530
3. Seat Height	500-590
4. Back Width	540
5. Back Height	820

### Available in 2 colours

	Black	9211ATG/LBK
	Cream	9211ATG/LCM



Seat Height Adjustment



Tension Adjustment



WEIGHT CAPACITY  
110kg



Traditional Mechanism



5-8. usage



Leather Faced

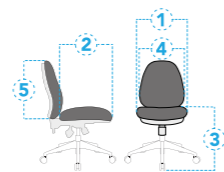
£430



# Libra

## High Back Fabric Manager Chair

Slimline, refined and beautifully designed, this chair offers an expansive high back upholstered backrest with a dependable frame, a compact and deceptively comfortable seat with seat slide adjustability and a black nylon base with silver detailing.



Dimensions	mm
1. Seat Width	605
2. Seat Depth	590
3. Seat Height	485-565
4. Back Width	600
5. Back Height	820



Seat Height Adjustment



Seat Slide Adjustment



WEIGHT CAPACITY  
**136 kg**



**5-8.**  
usage



Synchro Tilt Adjustment



Leather Faced

### Available in 3 colours

- Black** BCF/K500/BK-BK
- Black/Grey** BCF/K500/BK-GY
- Black/Orange** BCF/K500/BK-OG

**£298** **PRICE DROP**



SCAN FOR AR VIEW





# Santiago

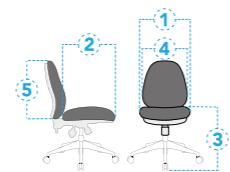
## Italian Leather Faced Executive Chair

This executive armchair features luxurious Italian leather upholstery and is elegantly adorned with intricate stitching. The seat is generously sized with padded armrests to match and the beautifully polished chrome 5-star base complete the overall aesthetic.

### FEATURES

- Italian leather upholstery
- Generously sized seat with gentle slope
- Sculpted lumbar and spine support
- Matching padded & upholstered armrests
- Synchronised mech & knee tilt adjustment

**£527**



Dimensions	mm
1. Seat Width	560
2. Seat Depth	530
3. Seat Height	520-580
4. Back Width	560
5. Back Height	750

### Available in 3 colours

	Black	618KTAG/LBK
	Tan	618KTAG/TN
	Brown	618KTAG/BW



Seat Height Adjustment



Tension Adjustment



WEIGHT CAPACITY  
**110kg**



Synchro Tilt Mechanism



Knee Tilt Adjustment



5-8 usage



Leather Faced



# Sandown

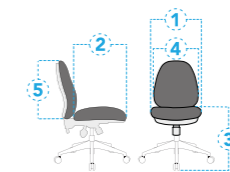
## Italian Leather Faced Executive Chair

Upholstered with sumptuous Italian leather facing and stylishly finished with detailed stitching, this high back executive chair leaves little to desire. The generously sized seat and backrest are complemented with matching padded armrests.

### FEATURES

- Italian leather upholstery
- Generously sized seat with waterfall front
- Sculpted lumbar and spine support
- Synchronised mech & knee tilt adjustment
- Matching padded & upholstered armrests

**£527**



Dimensions	mm
1. Seat Width	540
2. Seat Depth	520
3. Seat Height	500-570
4. Back Width	540
5. Back Height	700

### Available in 3 colours

	Black	617KTAG/LBK
	Tan	617KTAG/TN
	Brown	617KTAG/LBW



Seat Height Adjustment



Tension Adjustment



WEIGHT CAPACITY  
**110kg**



Synchro Tilt Mechanism



Knee Tilt Adjustment



5-8 usage



Leather Faced



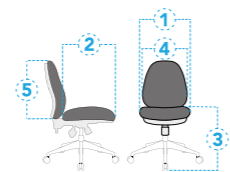
# Hercules

## Leather Faced Gull-Wing Executive Chair

This commanding gull-wing leather faced executive chair is comfortable, luxurious and feature rich. The generously proportioned seat and backrest come with a deep pillowed overlay and posture curvature in addition to a height adjustable headrest and integrated padded armrests.

### FEATURES

- Deep pillowed gull-wing design
- Height adjustable headrest
- Integrated padded armrests
- Synchronised mech & knee tilt adjustment



Dimensions	mm
1. Seat Width	540
2. Seat Depth	510
3. Seat Height	530-620
4. Back Width	580
5. Back Height	780

Available in 1 colour

Black 1611ATG/LBK



Seat Height Adjustment



Tension Adjustment



136 kg



Synchro Tilt Mechanism



Knee Tilt Adjustment



5-8 usage



Leather Faced

£527



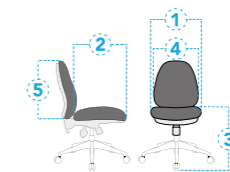
# Kiev

## Genuine Leather Executive Chair

Featuring deluxe top grain cow leather and complementing stylish stitching, this executive armchair is functional, comfortable and visually impressive. This high back chair features matching heavy duty padded armrests and is finished with a satin 5 star base with black inlays.

### FEATURES

- 100% genuine top grain cow leather
- Lumbar sculptured backrest
- Heavy duty padded armrests
- Satin 5 star base with black inlays



Dimensions	mm
1. Seat Width	520
2. Seat Depth	490
3. Seat Height	500-580
4. Back Width	515
5. Back Height	730

Available in 1 colour

Black BCL/U646/LBK



Seat Height Adjustment



Tension Adjustment



110 kg



Traditional Mechanism



Synchro Tilt Adjustment



5-8 usage



100% Genuine Leather

£553

## TASK/OPERATOR COLLECTION

Our Task/Operator chairs are designed ergonomically and with maximum comfort in mind, making them the ideal choice to furnish any office. This extensive range offers affordable yet high quality and stylish seating solutions that are built to last.





# CONTENTS & FEATURES

## TASK/OPERATOR COLLECTION

PAGE NO.	PRODUCT	CODES	RRP	UPHOLSTERY	MECHANISM FEATURES	RECOMMENDED USAGE TIME	WEIGHT LOAD CAPACITY	DIMENSIONS
130	<b>Java 100</b> Medium Back Single Lever Operator Chair	BCF/I300/BK BCF/I300/BL BCF/I300/RD BCF/I300/GN BCF/I300/GY	£151.00	FABRIC		3-5 hr usage	110kg	Seat Width 480 Seat Depth 440 Seat Height 450-550 Back Width 450 Back Height 535-565
132	<b>Java 200</b> Medium Back Twin Lever Operator Chair	BCF/P505/BK BCF/P505/BL BCF/P505/RD BCF/P505/GN BCF/P505/GY	£160.00	FABRIC		5-8 hr usage	110kg	Seat Width 470 Seat Depth 445 Seat Height 430-550 Back Width 450 Back Height 490-570
133	<b>Java 200</b> Medium Back Twin Lever Vinyl Operator Chair	BCF/P505/BKV	£160.00	VINYL		5-8 hr usage	110kg	Seat Width 470 Seat Depth 445 Seat Height 430-550 Back Width 450 Back Height 490-570
134	<b>Java 300</b> Medium Back Triple Lever Operator Chair	BCF/P606/BK BCF/P606/BL BCF/P606/RD BCF/P606/GN BCF/P606/GY	£188.00	FABRIC		5-8 hr usage	110kg	Seat Width 470 Seat Depth 445 Seat Height 430-550 Back Width 450 Back Height 490-570
135	<b>Nexus</b> High Back Two Tone Mesh Operator Chair	BCM/K512/BK BCM/K512/BL BCM/K512/RD BCM/K512/BKV	£226.00	MESH		5-8 hr usage	110kg	Seat Width 480 Seat Depth 480 Seat Height 475-575 Back Width 445 Back Height 550-580
136	<b>Harrison</b> High Back Moulded Foam Operator Chair	BCF/K384/BK BCF/K384/BL	£301.00	FABRIC		5-8 hr usage	115kg	Seat Width 510 Seat Depth 450 Seat Height 480-580 Back Width 520 Back Height 600
138	<b>Avon</b> Certified 24 Hour Usage 3 Lever Fabric Operator Chair	BCF/R373/BK	£354.00	FABRIC		24 hr usage	120kg	Seat Width 530 Seat Depth 500 Seat Height 490-510 Back Width 520 Back Height 670-720
139	<b>Avon</b> Certified 24 Hour Usage 1 Lever Bonded Leather Operator Chair	BCL/R373/BK	£364.00	BONDED LEATHER		24 hr usage	120kg	Seat Width 530 Seat Depth 500 Seat Height 490-510 Back Width 520 Back Height 670-720
140	<b>Babylon</b> Certified 24 Hour Usage 3 Lever Fabric Operator Chair	BCF/R440/BK BCF/R440/BL	£398.00	FABRIC		24 hr usage	130kg	Seat Width 520 Seat Depth 510 Seat Height 500-580 Back Width 525 Back Height 730
141	<b>Babylon</b> Certified 24 Hour Usage Genuine Leather Chair	BCL/R440/BK	£419.00	GENUINE LEATHER		24 hr usage	130kg	Seat Width 520 Seat Depth 510 Seat Height 500-580 Back Width 525 Back Height 730
142	<b>Severn</b> Ergonomic Multi-Functional Operator Chair	1435MBSY/ABK 1435MBSY/ABL 1435MBSY/AWN	£410.00	FABRIC		5-8 hr usage	110kg	Seat Width 520 Seat Depth 490 Seat Height 440-540 Back Width 500 Back Height 530
143	<b>Fortis</b> Bariatric Manager Chair	BCF/K360/BK	£419.00	FABRIC		5-8 hr usage	180kg	Seat Width 510 Seat Depth 470 Seat Height 465-545 Back Width 505 Back Height 590
144	<b>Thames</b> Certified 24 Hour Usage Multi-Functional Chair	1431FBSY/ABK 1431FBSY/ABL 1431FBSY/AWN	£425.00	FABRIC		24 hr usage	110kg	Seat Width 510 Seat Depth 490 Seat Height 440-540 Back Width 580 Back Height 590





# Java 100

## Medium Back Single Lever Operator Chair

This dependable single lever task operator chair features a posture curved seat with waterfall front and is fitted with an under-seat skirt. The backrest is contoured and sculpted to provide integrated lumbar support and is also height & depth adjustable.



Dimensions	mm
1. Seat Width	480
2. Seat Depth	450
3. Seat Height	430-550
4. Back Width	440
5. Back Height	510-550

### FEATURES

- Posture curved seat & backrest
- Height adjustable backrest
- Black 5 star base
- Available with both fixed or adjustable arms

£151

**BEST SELLER**

### Available in 5 colours

	<b>Black</b>	BCF/1300/BK
	<b>Blue</b>	BCF/1300/BL
	<b>Red</b>	BCF/1300/RD
	<b>Green</b>	BCF/1300/GN
	<b>Grey</b>	BCF/1300/GY



WEIGHT CAPACITY  
**110kg**



**3-5.**  
usage

### (+£54 fixed arms)

BCF/1300/BK/A
BCF/1300/BL/A
BCF/1300/RD/A
BCF/1300/GN/A
BCF/1300/GY/A

### (+£89 adjustable arms)

BCF/1300/BK/ADT
BCF/1300/BL/ADT
BCF/1300/RD/ADT
BCF/1300/GN/ADT
BCF/1300/GY/ADT





# Java 200

## Medium Back Twin Lever Operator Chair

This trusty twin lever task operator chair features a posture curved seat and backrest with integrated lumbar support. Certified to BS EN 1335 Level 3, this chair features a robust gaslift for height adjustment on top of an easy back height, back rake and back angle adjustment.

### FEATURES

- BS EN 1335 Level 3 certified
- Height, angle & rake adjustable backrest
- Black 5 star base
- Available with both fixed or adjustable arms



Dimensions	mm
1. Seat Width	480
2. Seat Depth	450
3. Seat Height	430-550
4. Back Width	440
5. Back Height	470-590

### Available in 5 colours

Black	BCF/P505/BK
Blue	BCF/P505/BL
Red	BCF/P505/RD
Green	BCF/P505/GN
Grey	BCF/P505/GY



(+£54 fixed arms)

BCF/P505/BK/A
BCF/P505/BL/A
BCF/P505/RD/A
BCF/P505/GN/A
BCF/P505/GY/A

(+£89 adjustable arms)

BCF/P505/BK/ADT
BCF/P505/BL/ADT
BCF/P505/RD/ADT
BCF/P505/GN/ADT
BCF/P505/GY/ADT

**£160** **BEST SELLER**

# Java 200

## Medium Back Twin Lever Vinyl Operator Chair

This trusty twin lever task operator chair features a posture curved seat and backrest with integrated lumbar support. Certified to BS EN 1335 Level 3, this chair features a robust gaslift for height adjustment on top of an easy back height, back rake and back angle adjustment.

### FEATURES

- Wipe-clean vinyl material
- BS EN 1335 Level 3 certified
- Height, angle & rake adjustable backrest
- Available with both fixed or adjustable arms



Dimensions	mm
1. Seat Width	480
2. Seat Depth	450
3. Seat Height	430-550
4. Back Width	440
5. Back Height	470-590

### Available in 1 colour

Black Vinyl	BCF/P505/BKV
-------------	--------------



(+£54 fixed arms)

BCF/P505/BKV/A
----------------

(+£89 adjustable arms)

BCF/P505/BKV/ADT
------------------

**£160** **BEST SELLER**



# Java 300

## Medium Back Triple Lever Operator Chair

This reliable triple lever task operator chair features a posture curved seat and backrest with integrated lumbar support. Certified to BS EN 1335 Level 3, this chair features height adjustment on top of an easy back height, back rake and back angle adjustment and a synchronous tilt mechanism.



Dimensions	mm
1. Seat Width	480
2. Seat Depth	450
3. Seat Height	430-550
4. Back Width	440
5. Back Height	470-590



Seat Height Adjustment



Back Rake Adjustment



110kg



Back Height Adjustment



Back Angle Adjustment



5-8. usage

### FEATURES

- BS EN 1335 Level 3 certified
- Height, angle & rake adjustable backrest
- Independent seat & back tilt adjustment

**£188** **BEST SELLER**

#### Available in 5 colours

Black	BCF/P606/BK	BCF/P606/BK/A	BCF/P606/BK/ADT
Blue	BCF/P606/BL	BCF/P606/BL/A	BCF/P606/BL/ADT
Red	BCF/P606/RD	BCF/P606/RD/A	BCF/P606/RD/ADT
Green	BCF/P606/GN	BCF/P606/GN/A	BCF/P606/GN/ADT
Grey	BCF/P606/GY	BCF/P606/GY/A	BCF/P606/GY/ADT

(+£54 fixed arms)

(+£89 adjustable arms)

# Nexus

## High Back Two Tone Mesh Operator Chair

Back height and lockable back angle adjustment to a sculptured lumbar and spine supporting mesh back and deep cushioned seat enable this deluxe mesh back operator chair to provide both stunning aesthetics and plenty of adjustment features.



Dimensions	mm
1. Seat Width	480
2. Seat Depth	480
3. Seat Height	475-575
4. Back Width	445
5. Back Height	550-580



Seat Height Adjustment



Back Angle Adjustment



110kg



Back Height Adjustment



5-8. usage

### FEATURES

- Two tone mesh design
- Back height & lockable back adjustment
- Sculptured lumbar & spine support
- Deep cushioned seat with waterfall front

**£226**

#### Available in 4 colour

Black	BCM/K512/BK	BCM/K512/BK/ADT
Blue	BCM/K512/BL	BCM/K512/BL/ADT
Red	BCM/K512/RD	BCM/K512/RD/ADT
Black Vinyl	BCM/K512/BKV	BCM/K512/BKV/ADT

(+£89 height adjustable arms)



**Harrison**

**High Back Moulded Foam Operator Chair**

With its back tilt & lock mechanism, height adjustable arms, seat and back as well as a seat slider feature and air lumbar pump, this moulded foam chair is designed to meet the demands of the modern workplace and ensures perfect posture throughout your workday.



Dimensions	mm
1. Seat Width	510
2. Seat Depth	450
3. Seat Height	480-580
4. Back Width	520
5. Back Height	600



Available in 2 colours

- Black BCF/K384/BK
- Blue BCF/K384/BL



**£301** **NEW 2025**





# Avon

## Certified 24 Hour Usage 3 Lever Fabric Operator Chair

Offering height adjustable arms and backrest, a three lever mechanism for independent back and seat angle adjustment on top of seat height adjustment, this deep foam chair offers up to 24 hours of pure comfort.

### FEATURES

- Certified for 24 hour usage
- Height adjustable arms & backrest
- Three lever mechanism
- Independent back & seat angle adjustment
- Deep foam upholstered in durable fabric

**£354**



Dimensions	mm
1. Seat Width	530
2. Seat Depth	500
3. Seat Height	490-510
4. Back Width	520
5. Back Height	670-720

Available in 1 colour

Black BCF/R373/BK



Seat Height Adjustment



Tension Adjustment



WEIGHT CAPACITY  
**120 kg**



Traditional Mechanism



Back Height Adjustment



**24+**  
usage



Back Rake Adjustment



Back Angle Adjustment



# Avon

## 24 Hour 3 Lever Bonded Leather Operator Chair

Offering height adjustable arms and backrest, a three lever mechanism for independent back and seat angle adjustment on top of seat height adjustment, this deep foam chair offers up to 24 hours of pure comfort.

### FEATURES

- Certified for 24 hour usage
- Height adjustable arms & backrest
- Three lever mechanism
- Independent back & seat angle adjustment
- Deep foam upholstered in durable fabric

**£364**



Dimensions	mm
1. Seat Width	530
2. Seat Depth	500
3. Seat Height	490-510
4. Back Width	520
5. Back Height	670-720

Available in 1 colour

Black BCL/R373/BK



Seat Height Adjustment



Tension Adjustment



WEIGHT CAPACITY  
**120 kg**



Traditional Mechanism



Back Height Adjustment



**24+**  
usage



Back Rake Adjustment



Back Angle Adjustment



Bonded Leather



# Babylon

## Certified 24 Hour Usage 3 Lever Fabric Operator Chair

Recommended for 24 hour use, this chair's triple paddle synchronous mechanism offers a multitude of adjustment capabilities to suit the user's preference, including back height, back rake, seat tilt and seat slide adjustment.

### FEATURES

- Certified for 24 hour usage
- Triple paddle synchronous mechanism
- Back height & rake adjustment
- Forward seat tilt & seat slide adjustment
- Multi-directional height adjustable arms

**£398**



Dimensions	mm
1. Seat Width	520
2. Seat Depth	510
3. Seat Height	500-580
4. Back Width	525
5. Back Height	730

Available in 2 colours

Black BCF/R440/BK

Blue BCF/R440/BL



# Babylon

## Certified 24 Hour Usage Genuine Leather Chair

Recommended for 24 hour use, this chair's triple paddle synchronous mechanism offers a multitude of adjustment capabilities to suit the user's preference, including back height, back rake, seat tilt and seat slide adjustment.

### FEATURES

- Certified for 24 hour usage
- Triple paddle synchronous mechanism
- Back height & rake adjustment
- Forward seat tilt & seat slide adjustment
- Multi-directional height adjustable arms

**£419**



Dimensions	mm
1. Seat Width	520
2. Seat Depth	510
3. Seat Height	500-580
4. Back Width	525
5. Back Height	730

Available in 1 colour

Black BCL/R440/BK





# Severn

## Ergonomic Multi-Functional Operator Chair

Featuring a contoured backrest with a 3D curvature for incorporated lumbar and spine support and multi-set synchronous mechanism for an array of adjustment options, this ergonomic chair is modest, sturdy and reliable.

### FEATURES

- 3D curvature for lumbar & spine support
- Multi-set synchronous mechanism
- Back height & rake adjustment
- Forward seat tilt & seat slide adjustment
- Fully reclining & lockable in upright position

**£410**



Dimensions	mm
1. Seat Width	520
2. Seat Depth	490
3. Seat Height	440-540
4. Back Width	500
5. Back Height	530

### Available in 3 colours

	Black	1435MBSY/ABK
	Blue	1435MBSY/ABL
	Wine	1435MBSY/AWN



# Fortis

## Bariatric Manager Chair

Offering 180kg of weight capacity, this titan of a chair features a rugged gaslift and a sturdy mechanism that provides back height and rake adjustment to its posture curved backrest with a matching curved seat also included, featuring a stylish nylon frame and height adjustable padded armrests.

### FEATURES

- Heavy duty gaslift for 180kg weight capacity
- Back height & rake adjustment
- Posture curved seat & backrest
- Nylon frame with adjustable lumbar support
- Height adjustable soft padded arms

**£419**



Dimensions	mm
1. Seat Width	510
2. Seat Depth	470
3. Seat Height	465-545
4. Back Width	505
5. Back Height	590

### Available in 1 colour

	Black	BCF/K360/BK
--	-------	-------------








**N09 Arms** £54



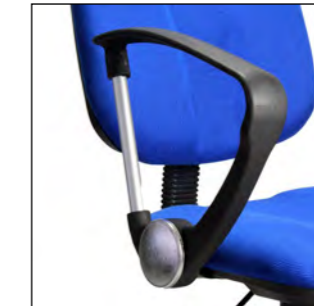
- Shark fin style hoop arms
- Boxed in pairs - Code: NO9

**AD1 Arms** £62




- Hoop style adjustable arms
- Boxed in pairs - Code: AD1

**STA Arms** £72



- Hoop arms with satin back post
- Boxed in pairs - Code: STA

**ADT Arms** £89



- T-section adjustable arms
- Boxed in pairs - Code: ADT

**Foot-Ring Conversion Kit** £83



- Fits any chair in task/operator collection
- Includes gas lift, glides & adjustable foot-ring
- Seat height - 555mm - 815mm
- Code: DPA/FCK

**Hard Floor Castors & Glides** £38



- Set of 5 Castors or Glides
- Castors recommended for use on all hard floor surfaces including hardwood, ceramic tile, marble (Code: SP01010)
- Glides designed to give better stability over castors, suitable for both hard & soft floor surfaces (Code: GLIDE/PACK)

**Thames**


**Certified 24 Hour Usage Multi-Functional Chair**

Featuring a contoured backrest with a 3D curvature for incorporated lumbar and spine support and synchronous mechanism for an array of adjustment options, this 24 hour certified usage ergonomic chair is modest, sturdy and reliable.

**FEATURES**

- Certified for 24 hour usage
- Multi-set synchronous mechanism
- Back height & rake adjustment
- Forward seat tilt & seat slide adjustment
- Fully reclining & lockable in upright position

**£425**



Dimensions	mm
1. Seat Width	510
2. Seat Depth	490
3. Seat Height	440-540
4. Back Width	480
5. Back Height	590

**Available in 3 colours**

	<b>Black</b>	1431FBSY/ABK
	<b>Blue</b>	1431FBSY/ABL
	<b>Wine</b>	1431FBSY/AWN



Seat Height Adjustment



Tension Adjustment



WEIGHT CAPACITY  
**110kg**



Synchro Tilt Adjustment



Back Height Adjustment



**24h**  
usage



Back Rake Adjustment



Seat Slide Adjustment

**Accessories**

**Chair Mat - Carpet**


**£63**



- Lipped & studded chair mat for carpets
- 2mm thick polypropylene mat protects carpets
- Dimensions (mm): 1200 (L)x900 (W)x2 (D)
- Code: CP2C

**Chair Mat - Hard Floor**

**£63**



- Lipped & non-studded chair mat for hard flooring
- 2mm thick polypropylene mat protects hard flooring
- Dimensions (mm): 1200 (L)x900 (W)x2 (D)
- Code: CP2HF

## VISITOR/BOARDROOM COLLECTION

With our Visitor/Boardroom Collection you can furnish your boardroom with stylish yet functional seating that will provide your visitors with the upmost comfort. Find the ideal pick for your office today by browsing this vast range of cantilever seating in both chrome and black bases and a large variety of colour options.



# CONTENTS & FEATURES

## VISITOR/BOARDROOM COLLECTION

PAGE NO.	PRODUCT	CODES	RRP	UPHOLSTERY	MECHANISM FEATURES	RECOMMENDED USAGE TIME	WEIGHT LOAD CAPACITY	DIMENSIONS
150	<b>Fleet</b> Leather Faced Chair with Ruched Panel Detailing	369AV/L	£161.00	LEATHER FACED		3-5 <sub>hr</sub> usage	110 <sub>kg</sub>	Seat Width 470 Seat Depth 490 Seat Height 470 Back Width 480 Back Height 570
151	<b>Aura</b> Medium Back Bonded Leather Visitor Chair	BCL/8003AV/BK BCL/8003AV/WH BCL/8003AV/GY BCL/8003AV/BL BCL/8003AV/BW BCL/8003AV/FGN BCL/8003AV/OX	£198.00	BONDED LEATHER		3-5 <sub>hr</sub> usage	110 <sub>kg</sub>	Seat Width 490 Seat Depth 485 Seat Height 460 Back Width 430 Back Height 480
152	<b>Aura</b> Medium Back Fabric Visitor Chair	BCF/8003AV/BGF BCF/8003AV/GY BCF/8003AV/GN	£198.00	FABRIC		3-5 <sub>hr</sub> usage	110 <sub>kg</sub>	Seat Width 490 Seat Depth 485 Seat Height 460 Back Width 430 Back Height 480
153	<b>Aura</b> Medium Back Bonded Leather Visitor Chair	BCL/8003AV/BK-BK	£198.00	BONDED LEATHER		3-5 <sub>hr</sub> usage	110 <sub>kg</sub>	Seat Width 490 Seat Depth 485 Seat Height 460 Back Width 430 Back Height 480
154	<b>Aura</b> Medium Back Mesh Visitor Chair	BCM/8003AV/BK	£198.00	MESH		3-5 <sub>hr</sub> usage	110 <sub>kg</sub>	Seat Width 490 Seat Depth 485 Seat Height 460 Back Width 430 Back Height 480
156	<b>Greenwich</b> High Back Leather Effect Visitor Chair	BCP/T401/BK BCP/T401/CM	£199.00	LEATHER EFFECT		3-5 <sub>hr</sub> usage	110 <sub>kg</sub>	Seat Width 500 Seat Depth 510 Seat Height 480 Back Width 500 Back Height 585
157	<b>Nexus</b> High Back Two Tone Mesh Visitor Chair	BCM/KS12V/BK BCM/KS12V/BL BCM/KS12V/RD BCM/KS12V/BKV	£215.00	MESH		3-5 <sub>hr</sub> usage	110 <sub>kg</sub>	Seat Width 500 Seat Depth 510 Seat Height 480 Back Width 500 Back Height 585
158	<b>Barri</b> Medium Back Mesh Visitor Chair	BCM/K610V/BK	£237.00	MESH		3-5 <sub>hr</sub> usage	110 <sub>kg</sub>	Seat Width 490 Seat Depth 490 Seat Height 460 Back Width 400 Back Height 560
160	<b>Luna</b> Black Shell Visitor Chair with Folding Arms	BCM/L1302V/BK BCM/L1302V/BL BCM/L1302V/RD BCM/L1302V/GN BCM/L1302V/OG BCM/L1302V/GY	£215.00	MESH		3-5 <sub>hr</sub> usage	110 <sub>kg</sub>	Seat Width 500 Seat Depth 500 Seat Height 480 Back Width 530 Back Height 580
161	<b>Luna</b> White Shell Visitor Chair with Folding Arms	BCM/L1302V/WH-BK BCM/L1302V/WH-BL BCM/L1302V/WH-RD BCM/L1302V/WH-GY	£215.00	MESH		3-5 <sub>hr</sub> usage	110 <sub>kg</sub>	Seat Width 500 Seat Depth 500 Seat Height 480 Back Width 530 Back Height 580
162	<b>Luna</b> Two Tone Visitor Chair with Folding Arms	BCM/T1302V/BL BCM/T1302V/GN BCM/T1302V/OG BCM/T1302V/RD	£215.00	MESH		3-5 <sub>hr</sub> usage	110 <sub>kg</sub>	Seat Width 500 Seat Depth 500 Seat Height 480 Back Width 530 Back Height 580
164	<b>Avanti</b> Medium Back Bonded Leather Visitor Chair	BCL/5003AV/BK BCL/5003AV/WH BCL/5003AV/GY BCL/5003AV/BW BCL/5003AV/FGN BCL/5003AV/OX	£273.00	MESH		3-5 <sub>hr</sub> usage	110 <sub>kg</sub>	Seat Width 490 Seat Depth 495 Seat Height 505 Back Width 430 Back Height 500
166	<b>Santiago</b> Italian Leather Faced Visitor Chair	618AV/LBK 618AV/TN 618AV/BW	£419.00	LEATHER FACED		3-5 <sub>hr</sub> usage	110 <sub>kg</sub>	Seat Width 537 Seat Depth 540 Seat Height 530 Back Width 537 Back Height 600
167	<b>Sandown</b> Italian Leather Faced Visitor Chair	617AV/LBK 617AV/TN 617AV/BW	£419.00	LEATHER FACED		3-5 <sub>hr</sub> usage	110 <sub>kg</sub>	Seat Width 550 Seat Depth 520 Seat Height 490 Back Width 540 Back Height 580





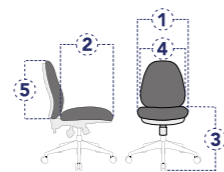
## Fleet

### Leather Faced Chair with Ruched Panel Detailing

Experience ultimate comfort with this high back executive visitor chair, featuring ruched panel detailing on a generously proportioned seat and backrest with sculptured deep fill foam.

#### FEATURES

- Ruched panel detailing
- Generously proportioned seat & backrest
- Sculptured deep fill foam
- Stylish heavy duty arms
- Chrome cantilever frame



Dimensions	mm
1. Seat Width	470
2. Seat Depth	490
3. Seat Height	470
4. Back Width	480
5. Back Height	570

Available in 1 colour

 Black 369AV/L



Leather Faced



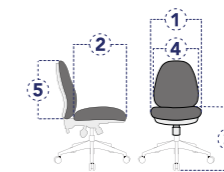
## Aura

### Medium Back Bonded Leather Visitor Chair

Offering a detailed stitching design and a strong single piece chrome frame, this contemporary classic designer executive chair is perfectly suited for any workplace or home office environment.








#### FEATURES

- Detailed stitching design
- Strong single piece chrome frame
- Complementing chrome arms with sleeves
- Chrome cantilever frame



Dimensions	mm
1. Seat Width	490
2. Seat Depth	485
3. Seat Height	460
4. Back Width	430
5. Back Height	480

Available in 7 colours

 Black	BCL/8003AV/BK	 Brown	BCL/8003AV/BW
 White	BCL/8003AV/WH	 Forest Green	BCL/8003AV/FGN
 Grey	BCL/8003AV/GY	 Ox Blood	BCL/8003AV/OX
 Blue	BCL/8003AV/BL		



Bonded Leather



£161

£198

BEST  
SELLER

SCAN FOR  
AR VIEW





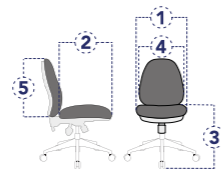
# Aura

## Medium Back Fabric Visitor Chair

Offering a detailed stitching design and a strong single piece chrome frame, this contemporary classic designer executive chair is perfectly suited for any workplace or home office environment.

### FEATURES

- Detailed stitching design
- Strong single piece chrome frame
- Complementing chrome arms with sleeves
- Chrome cantilever frame



Dimensions	mm
1. Seat Width	490
2. Seat Depth	485
3. Seat Height	460
4. Back Width	430
5. Back Height	480

### Available in 3 colours

	Black/Grey Fleck	BCF/8003AV/BGF
	Grey	BCF/8003AV/GY
	Green	BCF/8003AV/GN



110kg



3-5. usage



SCAN FOR AR VIEW



£198

NEW COLOURS

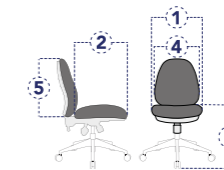
# Aura

## Medium Back Bonded Leather & Black Frame Chair

Offering a detailed stitching design and a strong single piece black frame, this contemporary classic designer executive chair is perfectly suited for any workplace or home office environment.

### FEATURES

- Detailed stitching design
- Strong single piece black frame
- Complementing black arms with sleeves
- Black cantilever base



Dimensions	mm
1. Seat Width	490
2. Seat Depth	485
3. Seat Height	460
4. Back Width	430
5. Back Height	480

### Available in 1 colour

	Black	BCL/8003AV/BK-BK
---	-------	------------------



110kg



3-5. usage



Bonded Leather

£198

NEW 2025



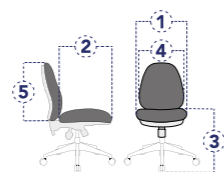
# Aura

## Medium Back Mesh Visitor Chair

Offering a unique mesh seat & back upholstered upon a strong single piece chrome frame, this contemporary classic designer executive chair is perfectly suited for any workplace or home office environment.

### FEATURES

- New mesh seat & back design
- Strong single piece chrome frame
- Complementing chrome arms with sleeves



Dimensions	mm
1. Seat Width	490
2. Seat Depth	485
3. Seat Height	460
4. Back Width	430
5. Back Height	480



Available in 1 colour

Black BCM/8003AV/BK



£198 **NEW** 2025





## Greenwich

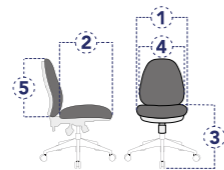
### High Back Leather Effect Visitor Chair

This triple panelled executive chair combines comfort, style and function with its deep panel leather effect seat and backrest, padded armrests and complementing satin silver arms and chrome cantilever base.

#### FEATURES

- Triple panelled design
- Deep panel leather effect detailing
- Padded armrests
- Satin silver arms
- Chrome cantilever base

**£199**



Dimensions	mm
1. Seat Width	500
2. Seat Depth	510
3. Seat Height	480
4. Back Width	500
5. Back Height	585

#### Available in 2 colours

	Black	BCP/T401/BK
	Cream	BCP/T401/CM



110kg



3-5. usage



## Nexus

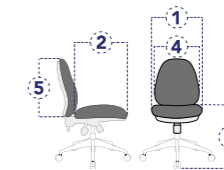
### High Back Two Tone Mesh Visitor Chair

A sculptured lumbar and spine supporting mesh back and deep cushioned seat enable this deluxe mesh back visitor chair to provide stunning aesthetics and endless comfort.

#### FEATURES

- Two tone mesh design
- Sculptured lumbar & spine support
- Deep cushioned seat with waterfall front
- Chrome cantilever base
- Stacks 3 high

**£215**



Dimensions	mm
1. Seat Width	480
2. Seat Depth	505
3. Seat Height	450
4. Back Width	450
5. Back Height	510

#### Available in 4 colours

	Black	BCM/K512V/BK
	Blue	BCM/K512V/BL
	Red	BCM/K512V/RD
	Black Vinyl	BCM/K512V/BKV



110kg



3-5. usage



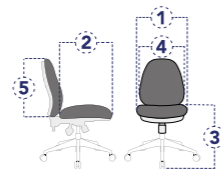
# Barri

## Medium Back Mesh Visitor Chair

Featuring height adjustable arms and additional lumbar support, this medium back mesh visitor chair packs quite a punch at a great price.


### FEATURES

- Height adjustable arms
- Chrome cantilever base
- Posture contoured mesh back
- Striking back panelling



Dimensions	mm
1. Seat Width	490
2. Seat Depth	490
3. Seat Height	460
4. Back Width	440
5. Back Height	560

Available in 1 colour

 **Black** BCM/K610V/BK

WEIGHT CAPACITY  
**110kg**

  
**3-5**  
usage



SCAN FOR  
AR VIEW



**£237**







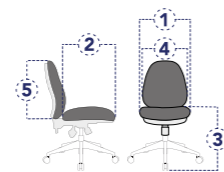
Luna

### Black Shell Visitor Chair with Folding Arms

Our best-selling mesh chair features a posture contoured mesh back and a stylish black shell and 35mm tubular black frame. This ever-popular seating solution promises to provide you with comfort and style for any desired purpose.

#### FEATURES

- Posture contoured mesh back
- Upholstered padded folding arms
- 35mm tubular black frame



Dimensions	mm
1. Seat Width	500
2. Seat Depth	500
3. Seat Height	480
4. Back Width	530
5. Back Height	580

#### Available in 6 colours

Black	BCM/L1302V/BK	Green	BCM/L1302V/GN
Blue	BCM/L1302V/BL	Orange	BCM/L1302V/OG
Red	BCM/L1302V/RD	Grey	BCM/L1302V/GY

110<sub>kg</sub>3-5<sub>usage</sub>

SCAN FOR AR VIEW



£215

BEST SELLER

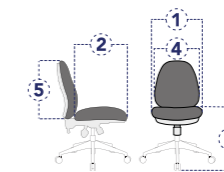
Luna

### White Shell Visitor Chair with Folding Arms

Our best-selling mesh chair features a posture contoured mesh back and a stylish white shell and 35mm tubular chrome frame. This ever-popular seating solution promises to provide you with comfort and style for any desired purpose.

#### FEATURES

- Posture contoured mesh back
- Upholstered padded folding arms
- 35mm tubular chrome frame



Dimensions	mm
1. Seat Width	500
2. Seat Depth	500
3. Seat Height	480
4. Back Width	530
5. Back Height	580

#### Available in 4 colours

Black	BCM/L1302V/WH-BK	Red	BCM/L1302V/WH-RD
Blue	BCM/L1302V/WH-BL	Grey	BCM/L1302V/WH-GY

110<sub>kg</sub>3-5<sub>usage</sub>

SCAN FOR AR VIEW



£215

BEST SELLER



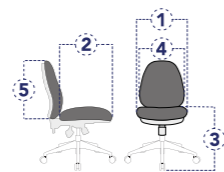
# Luna

## Two Tone Visitor Chair with Folding Arms

Our best-selling mesh chair features a posture contoured mesh back and a stylish black shell and 35mm tubular black frame. This ever-popular seating solution promises to provide you with comfort and style for any desired purpose.

### FEATURES

- Posture contoured mesh back
- Upholstered padded folding arms
- 35mm tubular black frame



Dimensions	mm
1. Seat Width	500
2. Seat Depth	500
3. Seat Height	480
4. Back Width	530
5. Back Height	580



110kg



3-5. usage

### Available in 4 colours

 Blue	BCM/T1302V/BL	 Orange	BCM/T1302V/OG
 Green	BCM/T1302V/GN	 Red	BCM/T1302V/RD

SCAN FOR AR VIEW



£215

BEST SELLER





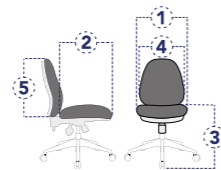
# Avanti

## Medium Back Bonded Leather Visitor Chair

Offering detailed stitching with a bold twin panel back cushion design and chrome arms with matching bonded leather sleeves, this designer visitor chair is perfectly suited for any workplace or home office environment.







### FEATURES

- Bold twin panel back cushions
- Strong single piece chrome frame
- Chrome arms with bonded leather sleeves



Dimensions	mm
1. Seat Width	490
2. Seat Depth	495
3. Seat Height	505
4. Back Width	430
5. Back Height	500

### Available in 6 colours

 Black	BCL/5003AV/BK	 Brown	BCL/5003AV/BW
 White	BCL/5003AV/WH	 Forest Green	BCL/5003AV/FGN
 Grey	BCL/5003AV/GY	 Ox Blood	BCL/5003AV/OX



SCAN FOR AR VIEW



£273

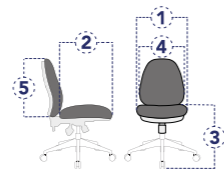




# Santiago




## Italian Leather Faced Visitor Chair

This visitor chair features luxurious Italian leather upholstery and is elegantly adorned with intricate stitching. The seat is generously sized with padded armrests to match and the beautifully polished chrome cantilever base complete the overall aesthetic.



Dimensions	mm
1. Seat Width	537
2. Seat Depth	540
3. Seat Height	530
4. Back Width	537
5. Back Height	600

### Available in 3 colours

	Black	618AV/LBK
	Tan	618AV/TN
	Brown	618AV/BW



110<sub>kg</sub>



3-5<sub>usage</sub>



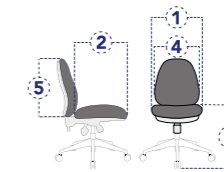
Leather Faced

£419

# Sandown




## Italian Leather Faced Visitor Chair

Upholstered with sumptuous Italian leather facing and stylishly finished with detailed stitching, this high back visitor chair leaves little to desire. The generously sized seat and backrest are complemented with matching padded and armrests.



Dimensions	mm
1. Seat Width	550
2. Seat Depth	520
3. Seat Height	490
4. Back Width	540
5. Back Height	580

### Available in 3 colours

	Black	617AV/LBK
	Tan	617AV/TN
	Brown	617AV/LBW



110<sub>kg</sub>



3-5<sub>usage</sub>



Leather Faced

£419






















## INDUSTRIAL/CONFERENCE COLLECTION

Our Industrial/Conference Collection covers both those in need of seating that can withstand rigorous use in a manufacturing environment as well as those who require a professional and contemporary seating solution for their conference hall or meeting room.



# CONTENTS & FEATURES

## INDUSTRIAL/CONFERENCE COLLECTION

PAGE NO.	PRODUCT	CODES	RRP	UPHOLSTERY	RECOMMENDED USAGE TIME	WEIGHT LOAD CAPACITY	DIMENSIONS
172	 <b>Iso</b> Black Framed Stackable Conference/Meeting Chair	BCF/1609/BK BCF/1609/BL BCF/1609/BKV	£68.00	FABRIC	 3-5 <sub>hr</sub> usage	 110 <sub>kg</sub>	Seat Width 530 Seat Depth 420 Seat Height 510 Back Width 490 Back Height 330
173	 <b>Iso</b> Chrome Framed Stackable Conference/Meeting Chair	BCF/1608/BK BCF/1608/BL BCF/1608/BKV	£89.00	FABRIC	 3-5 <sub>hr</sub> usage	 110 <sub>kg</sub>	Seat Width 530 Seat Depth 420 Seat Height 510 Back Width 490 Back Height 330
174	 <b>Tahara</b> Beech Framed Stackable Side Chair	2070/BE/BK 2070/BE/BL 2070/BE/BN 2070/BE/AQ 2070/BE/BKV 2070/BE/BLV	£156.00	FABRIC	 3-5 <sub>hr</sub> usage	 110 <sub>kg</sub>	Seat Width 530 Seat Depth 580 Seat Height 440 Back Width 530 Back Height 225
175	 <b>Tahara</b> Beech Framed Stackable Arm Chair	2050/A/BE/BK 2050/A/BE/BL 2050/A/BE/BN 2050/A/BE/AQ 2050/A/BE/BKV 2050/A/BE/BLV	£156.00	FABRIC	 3-5 <sub>hr</sub> usage	 110 <sub>kg</sub>	Seat Width 530 Seat Depth 580 Seat Height 440 Back Width 530 Back Height 225
176	 <b>Java-D</b> Medium Back Twin Lever Draughtsman Chair	BCF/P505/BK/FCK BCF/P505/BL/FCK BCF/P505/RD/FCK BCF/P505/GN/FCK BCF/P505/GY/FCK BCF/P505/BKV/FCK	£243.00	FABRIC	 5-8 <sub>hr</sub> usage	 110 <sub>kg</sub>	Seat Width 470 Seat Depth 445 Seat Height 490-800 Back Width 450 Back Height 490-570
177	 <b>Derwent</b> Polyurethane Operators Chair	DPA/POLY/OPS	£261.00	POLYURETHANE	 0-3 <sub>hr</sub> usage	 110 <sub>kg</sub>	Seat Width 470 Seat Depth 435 Seat Height 430-530 Back Width 420 Back Height 320
178	 <b>Derwent-D</b> Polyurethane Draughtsman Chair	DPA/POLY/FCK	£330.00	POLYURETHANE	 0-3 <sub>hr</sub> usage	 110 <sub>kg</sub>	Seat Width 460 Seat Depth 430 Seat Height 490-800 Back Width 425 Back Height 310




Beech Framed Stackable Side Chairs pg.174



ISO

### Black Framed Stackable Conference/Meeting Chair

This classic chair is dependable, versatile and ideal for conference, meeting and breakout areas. It features a high quality moulded plastic rear back shell and under seat shell which sits on a sturdy black epoxy powdercoated steel oval tube frame and is stackable up to 5 high, no assembly required.



Dimensions	mm
1. Seat Width	530
2. Seat Depth	420
3. Seat Height	510
4. Back Width	490
5. Back Height	330

#### FEATURES

- Moulded plastic rear back & underseat shell
- Powdercoated steel oval tube frame
- Stackable up to 5 high

**£68**

+£17 for Vinyl Seat Option

#### Available in 3 colours

 Black	BCF/1609/BK
 Blue	BCF/1609/BL
 Black Vinyl	BCF/1609/BKV



110<sub>kg</sub>

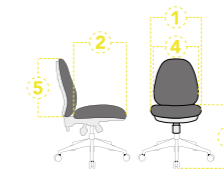


3-5<sub>usage</sub>

ISO

### Chrome Framed Stackable Conference/Meeting Chair

This classic chair is dependable, versatile and ideal for conference, meeting and breakout areas. It features a high quality moulded plastic rear back shell and under seat shell which sits on a sturdy chromed steel oval tube frame and is stackable up to 5 high, no assembly required.



Dimensions	mm
1. Seat Width	530
2. Seat Depth	420
3. Seat Height	510
4. Back Width	490
5. Back Height	330




#### FEATURES

- Moulded plastic rear back & underseat shell
- Chromed steel oval tube frame
- Stackable up to 5 high

**£89**

+£14 for Vinyl Seat Option

#### Available in 3 colours

 Black	BCF/1608/BK
 Blue	BCF/1608/BL
 Black Vinyl	BCF/1608/BKV



110<sub>kg</sub>



3-5<sub>usage</sub>



# Tahara


## Beech Framed Stackable Side Chair

This traditional beech framed stackable side chair is solid and dependable. Featuring either a fabric upholstered or wipe clean vinyl seat upon a quality beech laminate frame, this side chair offers both aesthetics and durability perfect for conference rooms, assembly halls and breakout areas.

### FEATURES

- Contoured fabric or wipe clean vinyl seat
- High quality laminate beech frame
- Stackable up to 4 high

£156



Dimensions	mm
1. Seat Width	530
2. Seat Depth	580
3. Seat Height	440
4. Back Width	530
5. Back Height	225

### Available in 6 colours

 Black	2070/BE/BK	 Aqua	2070/BE/AQ
 Blue	2070/BE/BL	 Black Vinyl	2070/BE/BKV
 Wine	2070/BE/WN	 Blue Vinyl	2070/BE/BLV



# Tahara

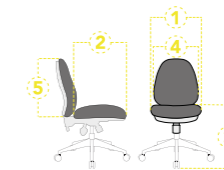
## Beech Framed Stackable Arm Chair

This traditional beech framed stackable side chair is solid and dependable. Featuring either a fabric upholstered or wipe clean vinyl seat upon a quality beech laminate frame, this arm chair offers both aesthetics and durability perfect for conference rooms, assembly halls and breakout areas.

### FEATURES




- Contoured fabric or wipe clean vinyl seat
- High quality laminate beech frame & arms
- Stackable up to 4 high

£156



Dimensions	mm
1. Seat Width	530
2. Seat Depth	580
3. Seat Height	440
4. Back Width	530
5. Back Height	225

### Available in 6 colours

 Black	2050/A/BE/BK	 Aqua	2050/A/BE/AQ
 Blue	2050/A/BE/BL	 Black Vinyl	2050/A/BE/BKV
 Wine	2050/A/BE/WN	 Blue Vinyl	2050/A/BE/BLV







## Java-D

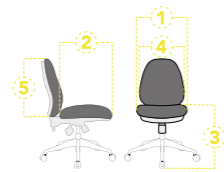
### Medium Back Twin Lever Draughtsman Chair

Our trusty twin lever draughtsman chair features a posture curved seat with waterfall front and is fitted with an under-seat skirt. The backrest is contoured and sculpted with integrated lumbar support. The chair features a robust gaslift and chrome foot-ring that can be set at any point on the gas lift.

#### FEATURES

- Moulded plastic back & under seat shell
- Black epoxy powdercoated steel frame
- Foot-Ring for extra support

**£243**



Dimensions	mm
1. Seat Width	480
2. Seat Depth	450
3. Seat Height	490-800
4. Back Width	440
5. Back Height	470-590

#### Available in 6 colours

Black	BCF/P505/BK/FCK	Green	BCF/P505/GN/FCK
Blue	BCF/P505/BL/FCK	Grey	BCF/P505/GY/FCK
Red	BCF/P505/RD/FCK	Black Vinyl	BCF/P505/BKV/FCK



110kg



5-8. usage



## Derwent

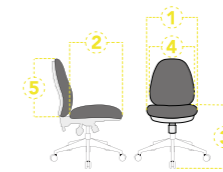
### Polyurethane Operators Chair

Our durable wipe-clean polyurethane operator chair is ideal for numerous applications, offering a spring loaded backrest mechanism, back height adjustment and a robust gas lift for easy seat height adjustment. Arms may be fitted retrospectively.

#### FEATURES

- Durable wipe-clean polyurethane material
- Spring loaded backrest mechanism
- Robust gas lift for easy seat adjustment

**£261**



Dimensions	mm
1. Seat Width	470
2. Seat Depth	435
3. Seat Height	430-530
4. Back Width	420
5. Back Height	320

#### Available in 1 colour

Black	DPA/POLY/OPS
-------	--------------



110kg



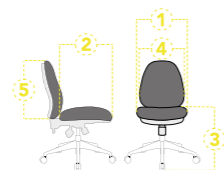
0-3. usage



# Derwent-D

## Polyurethane Draughtsman Chair

Our durable wipe-clean polyurethane operator chair is ideal for numerous applications, offering a spring loaded backrest mechanism, back height adjustment and a robust gas lift for easy seat height adjustment. Arms may be fitted retrospectively.



Dimensions	mm
1. Seat Width	460
2. Seat Depth	430
3. Seat Height	490-800
4. Back Width	425
5. Back Height	310

### FEATURES

- Durable wipe-clean polyurethane material
- Spring loaded backrest mechanism
- Robust gas lift for easy seat adjustment
- Foot-Ring for extra support

**£330**

Available in 1 colour

Black DPA/POLY/FCK

WEIGHT CAPACITY  
**110kg**

**0-3**  
usage

















































## RECEPTION/BREAKOUT COLLECTION





























Provide a style and comfort to all your guests with our Reception/Breakout Collection featuring a range of modern armchairs and reception chairs in a variety of styles, materials and colours.



# CONTENTS & FEATURES

## RECEPTION/BREAKOUT COLLECTION

PAGE NO.	PRODUCT	CODES	RRP	UPHOLSTERY	RECOMMENDED USAGE TIME	WEIGHT LOAD CAPACITY	DIMENSIONS
184	 <b>Amelia</b> Lightweight Fabric Chair with Solid Beech Legs	BCF/B570/GY BCF/B570/DN BCF/B570/MT BCF/B570/PL	£138.00	FABRIC	 3-5 hr usage	 110 kg	Seat Width 480 Seat Depth 385 Seat Height 440 Back Width 440 Back Height 350
185	 <b>Girona</b> Stylish Fabric Medium Back Armchair	BCF/Z410/GY BCF/Z410/DN BCF/Z410/GY BCF/Z410/PL	£204.00	FABRIC	 5-8 hr usage	 150 kg	Seat Width 520 Seat Depth 480 Seat Height 470-530 Back Width 490 Back Height 430
186	 <b>Milano</b> Low Back Modern Leather Faced Tub Chair	DPA/TUB/LBK DPA/TUB/LBW	£387.00	LEATHER FACED	 3-5 hr usage	 110 kg	Seat Width 640 Seat Depth 600 Seat Height 460 Back Width 640 Back Height 250
187	 <b>Metro</b> Modern Cubed Leather Effect Cubed Chair	7754/BW	£387.00	LEATHER EFFECT	 3-5 hr usage	 110 kg	Seat Width 460 Seat Depth 455 Seat Height 450 Back Width 565 Back Height 400
188	 <b>Metro</b> Modern Curved Leather Effect Armchair	7764/BW	£387.00	LEATHER EFFECT	 3-5 hr usage	 110 kg	Seat Width 510 Seat Depth 500 Seat Height 510 Back Width 540 Back Height 360
189	 <b>Metro</b> Leather Effect Lounge Armchair	7790/BW	£409.00	LEATHER EFFECT	 3-5 hr usage	 110 kg	Seat Width 530 Seat Depth 560 Seat Height 430 Back Width 530 Back Height 450
190	 <b>Metro</b> Single Seater Tub Style Leather Effect Armchair	7788/BW	£409.00	LEATHER EFFECT	 3-5 hr usage	 110 kg	Seat Width 725 Seat Depth 640 Seat Height 430 Back Width 725 Back Height 340
191	 <b>Metro</b> Two Seater Tub Style Leather Effect Armchair	7782/BW	£559.00	LEATHER EFFECT	 3-5 hr usage	 110 kg	Seat Width 1050 Seat Depth 540 Seat Height 440 Back Width 1040 Back Height 340
192	 <b>Metro</b> Three Seater Tub Style Leather Effect Armchair	7783/BW	£753.00	LEATHER EFFECT	 3-5 hr usage	 110 kg	Seat Width 1510 Seat Depth 540 Seat Height 440 Back Width 1520 Back Height 340
193	 <b>Valencia</b> Single Seater Leather Faced Oversized Reception Chair	BSL/X100/BK	£806.00	LEATHER EFFECT	 3-5 hr usage	 110 kg	Seat Width 760 Seat Depth 520 Seat Height 420 Back Width 760 Back Height 480
194	 <b>Valencia</b> Two Seater Leather Faced Oversized Reception Chair	BSL/X101/BK	£968.00	LEATHER EFFECT	 3-5 hr usage	 110 kg	Seat Width 1390 Seat Depth 520 Seat Height 420 Back Width 1390 Back Height 480
196	 <b>Belmont</b> Single Seater Leather Face Reception Chair	BSL/X200/BK BSL/X200/IV	£753.00	LEATHER FACED	 3-5 hr usage	 110 kg	Seat Width 560 Seat Depth 580 Seat Height 410 Back Width 860 Back Height 300
197	 <b>Belmont</b> Two Seater Leather Face Reception Chair	BSL/X201/BK BSL/X201/IV	£968.00	LEATHER FACED	 3-5 hr usage	 110 kg	Seat Width 1110 Seat Depth 580 Seat Height 410 Back Width 1400 Back Height 300
198	 <b>Belmont</b> Three Seater Leather Face Reception Chair	BSL/X202/BK BSL/X202/IV	£1290.00	LEATHER FACED	 3-5 hr usage	 110 kg	Seat Width 1660 Seat Depth 580 Seat Height 410 Back Width 1960 Back Height 300
200	 <b>Wave</b> Table Unit with Beech Top	BSF/O700	£174.00 - £185.00	CAMIRA FABRIC			Width 620 Depth 620 Height 275
200	 <b>Wave</b> Armchair Unit	BSF/O600	£442.00 - £488.00	CAMIRA FABRIC	 5-8 hr usage	 110 kg	Seat Width 570 Seat Depth 520 Seat Height 430 Back Width 570 Back Height 350

PAGE NO.	PRODUCT	CODES	RRP	UPHOLSTERY	RECOMMENDED USAGE TIME	WEIGHT LOAD CAPACITY	DIMENSIONS
200	 <b>Wave</b> Armchair Unit Right Hand	BSF/O400	£395.00 - £420.00	CAMIRA FABRIC	 5-8 hr usage	 110 kg	Seat Width 570 Seat Depth 520 Seat Height 430 Back Width 570 Back Height 350
200	 <b>Wave</b> Rectangular Unit	BSF/O100	£292.00 - £309.00	CAMIRA FABRIC	 5-8 hr usage	 110 kg	Seat Width 570 Seat Depth 520 Seat Height 430 Back Width 570 Back Height 350
201	 <b>Wave</b> Concave Unit	BSF/O300	£300.00 - £314.00	CAMIRA FABRIC	 5-8 hr usage	 110 kg	Seat Width 230-450 Seat Depth 520 Seat Height 430 Back Width 570 Back Height 350
201	 <b>Wave</b> Concave Unit	BSF/O200	£300.00 - £314.00	CAMIRA FABRIC	 5-8 hr usage	 110 kg	Seat Width 450-230 Seat Depth 520 Seat Height 430 Back Width 570 Back Height 350
201	 <b>Wave</b> Concave Unit	BSF/O500	£395.00 - £420.00	CAMIRA FABRIC	 5-8 hr usage	 110 kg	Seat Width 570 Seat Depth 520 Seat Height 430 Back Width 570 Back Height 350
202	 <b>Atlas</b> Single Seater Reception Sofa	BDF/A301	£1125	CAMIRA FABRIC	 5-8 hr usage	 110 kg	Seat Width 600 Seat Depth 550 Seat Height 500 Back Width 600 Back Height 450
203	 <b>Atlas</b> Two Seater Reception Sofa	BDF/A302	£1440	CAMIRA FABRIC	 5-8 hr usage	 110 kg	Seat Width 1200 Seat Depth 550 Seat Height 500 Back Width 1200 Back Height 450
204	 <b>Atlas</b> Three Seater Reception Sofa	BDF/A303	£1710	CAMIRA FABRIC	 5-8 hr usage	 110 kg	Seat Width 1800 Seat Depth 550 Seat Height 500 Back Width 1800 Back Height 450
206	 <b>Alps</b> Single Seater Reception Sofa	BSF/A101	£950	CAMIRA FABRIC	 5-8 hr usage	 110 kg	Seat Width 600 Seat Depth 550 Seat Height 460 Back Width 600 Back Height 450
207	 <b>Alps</b> Two Seater Reception Sofa	BSF/A102	£1235	CAMIRA FABRIC	 5-8 hr usage	 110 kg	Seat Width 1200 Seat Depth 550 Seat Height 460 Back Width 1200 Back Height 450
208	 <b>Alps</b> Three Seater Reception Sofa	BSF/A103	£1520	CAMIRA FABRIC	 5-8 hr usage	 110 kg	Seat Width 1800 Seat Depth 550 Seat Height 460 Back Width 1800 Back Height 450
210	 <b>Andes</b> Single Seater Reception Booth	BSF/A201	£1440	CAMIRA FABRIC	 5-8 hr usage	 110 kg	Seat Width 600 Seat Depth 550 Seat Height 460 Back Width 600 Back Height 840
211	 <b>Andes</b> Two Seater Reception Booth	BSF/A202	£1710	CAMIRA FABRIC	 5-8 hr usage	 110 kg	Seat Width 1200 Seat Depth 550 Seat Height 460 Back Width 1200 Back Height 840
212	 <b>Andes</b> Three Seater Reception Booth	BSF/A203	£2070	CAMIRA FABRIC	 5-8 hr usage	 110 kg	Seat Width 1800 Seat Depth 550 Seat Height 460 Back Width 1800 Back Height 840



# Amelia

## Lightweight Fabric Chair with Solid Beech Legs

Ideal for a range of applications, this modern side chair would complement a conservatory, home office or even a dining room. Finished with detailed panel stitching, contrasting back and underseat fabric, and with natural solid beech legs, with an inner support frame, it is deceptively comfortable and functional.



Dimensions	mm
1. Seat Width	480
2. Seat Depth	385
3. Seat Height	440
4. Back Width	440
5. Back Height	350

### FEATURES

- Fabric seat with detailed panel stitching
- Natural solid beech legs
- Inner support frame

**£138**

### Available in 4 colours

 Grey	BCF/B570/GY	 Mustard	BCF/F570/MT
 Denim	BCF/B570/DN	 Purple	BCF/F570/PL



110kg



3-5. usage



# Girona

## Stylish Fabric Medium Back Armchair

Discover the perfect balance in style, comfort and customisation today with this fabric armchair, designed to elevate any reception or breakout area, with its stylish fabric upholstery and durable chrome base, this chair not only offers unparalleled comfort but reliability too.



Dimensions	mm
1. Seat Width	520
2. Seat Depth	480
3. Seat Height	470-530
4. Back Width	490
5. Back Height	430

### FEATURES

- Includes both castors & glides in box
- Stylish fabric upholstery
- Durable chrome base
- 360-degree swivel & seat height adjustment

**£204**

**NEW**  
2025

### Available in 4 colours

 Grey	BCF/Z410/GY	 Mustard	BCF/Z410/MT
 Denim	BCF/Z410/DN	 Purple	BCF/Z410/PL



150kg



5-8. usage



## Milano

### Low Back Modern Leather Faced Tub Chair

A contemporary classic - ideal for communal, breakout and reception areas, this low back tub chair has a robust framework and offers luxurious leather faced upholstery, finished with stylish stitch detail and elegant line styling to the seat and backrest, for that distinctive modern look.

#### FEATURES

- Luxurious leather faced upholstery
- Stylish stitch detail & elegant line styling

£387



Dimensions	mm
1. Seat Width	640
2. Seat Depth	600
3. Seat Height	460
4. Back Width	640
5. Back Height	250

#### Available in 2 colours

 Black	DPA/TUB/LBK
 Brown	DPA/TUB/LBW



110<sub>kg</sub>



3-5<sub>usage</sub>



## Metro

### Modern Cubed Leather Effect Cubed Chair

This modern cubed armchair offers a deep cushioned seat and backrest adorned with sectional leather effect upholstery and stylish stitch detail. Complemented with a robust framework, it is finished with mahogany stained legs, and is ideal for meeting room and reception areas.

#### FEATURES

- Deep cushioned seat & backrest
- Leather effect upholstery
- Robust framework
- Mahogany stained legs

£387



Dimensions	mm
1. Seat Width	460
2. Seat Depth	455
3. Seat Height	450
4. Back Width	565
5. Back Height	400

#### Available in 1 colour

 Brown	7754/BW
---	---------



110<sub>kg</sub>



3-5<sub>usage</sub>



## Metro

### Modern Curved Leather Effect Armchair

This modern curved armchair offers a deep cushioned seat and backrest adorned with sectional leather effect upholstery and stylish stitch detail. Complemented with a robust framework, it is finished with mahogany stained legs, and is ideal for meeting room and reception areas.

#### FEATURES

- Deep cushioned seat & backrest
- Leather effect upholstery
- Robust framework
- Mahogany stained legs

**£387**



Dimensions	mm
1. Seat Width	510
2. Seat Depth	500
3. Seat Height	510
4. Back Width	540
5. Back Height	360

Available in 1 colour

 **Brown** 7764/BW



**110kg**



**3-5.**  
usage

## Metro

### Leather Effect Lounge Armchair

This medium back lounge armchair offers a deep cushioned seat and backrest adorned with sectional leather effect upholstery and stylish stitch detail. Complemented with a robust framework, it is finished with mahogany stained feet, and is ideal for meeting room and reception areas.

#### FEATURES

- Deep cushioned seat & backrest
- Leather effect upholstery
- Robust framework
- Mahogany stained feet

**£409**



Dimensions	mm
1. Seat Width	530
2. Seat Depth	560
3. Seat Height	430
4. Back Width	530
5. Back Height	450

Available in 1 colour

 **Brown** 7790/BW



**110kg**



**3-5.**  
usage



## Metro

### Single Seater Tub Style Leather Effect Armchair

This stylish modern single seat 'tub' style armchair offers a generously deep cushioned seat and backrest, adorned in a durable chocolate brown leather effect sectional upholstery with stylish stitch detail. A robust framework is finished with a mahogany stained leg frame and is ideal for meeting room and reception areas.



Dimensions	mm
1. Seat Width	725
2. Seat Depth	640
3. Seat Height	430
4. Back Width	725
5. Back Height	340

Available in 1 colour

 **Brown** 7788/BW

#### FEATURES

- Durable leather effect upholstery
- Robust framework
- Mahogany stained legs

**£409**



**110kg**



**3-5.**  
usage



Leather Faced



## Metro

### Two Seater Tub Style Leather Effect Armchair

This stylish modern two seat 'tub' style armchair offers a generously deep cushioned seat and backrest, adorned in a durable chocolate brown leather effect sectional upholstery with stylish stitch detail. A robust framework is finished with a mahogany stained leg frame and is ideal for meeting room and reception areas.



Dimensions	mm
1. Seat Width	1050
2. Seat Depth	540
3. Seat Height	440
4. Back Width	1040
5. Back Height	340

Available in 1 colour

 **Brown** 7782/BW

#### FEATURES

- Durable leather effect upholstery
- Robust framework
- Mahogany stained legs

**£559**



**110kg**



**3-5.**  
usage



Leather Faced





## Metro

### Three Seater Tub Style Leather Effect Armchair

This stylish modern three seat 'tub' style armchair offers a generously deep cushioned seat and backrest, adorned in a durable chocolate brown leather effect sectional upholstery with stylish stitch detail. A robust framework is finished with a mahogany stained leg frame and is ideal for meeting room and reception areas.

#### FEATURES

- Durable leather effect upholstery
- Robust framework
- Mahogany stained legs

**£753**



Dimensions	mm
1. Seat Width	1510
2. Seat Depth	540
3. Seat Height	440
4. Back Width	1520
5. Back Height	340

Available in 1 colour

 **Brown** 7783/BW



**110kg**



**3-5.**  
usage



Leather Faced



## Valencia

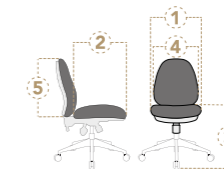
### Single Seater Leather Faced Oversized Reception Chair

This stylish over-sized reception chair is adorned with luxurious leather faced upholstery and features a classic square buttoned stitching design. A stunning steel frame encompasses a curvaceous leg design with cushions mounted via straps for an almost 'suspended' feel - ideal for reception and meeting room areas.

#### FEATURES

- Luxurious leather faced upholstery
- Classic square buttoned stitching
- Stunning steel frame curvaceous legs

**£806**



Dimensions	mm
1. Seat Width	760
2. Seat Depth	520
3. Seat Height	420
4. Back Width	760
5. Back Height	480

Available in 1 colour

 **Black** BSL/X100/BK



**110kg**



**3-5.**  
usage



Leather Faced

# Valencia

## Two Seater Leather Faced Oversized Reception Chair

This stylish over-sized reception chair is adorned with luxurious leather faced upholstery and features a classic square buttoned stitching design. A stunning steel frame encompasses a curvaceous leg design with cushions mounted via straps for an almost 'suspended' feel - ideal for reception and meeting room areas.

### FEATURES

- Luxurious leather faced upholstery
- Classic square buttoned stitching
- Stunning steel frame curvaceous legs

£968



Dimensions	mm
1. Seat Width	1390
2. Seat Depth	520
3. Seat Height	420
4. Back Width	1390
5. Back Height	480

Available in 1 colour

Black BSL/X101/BK



110kg



3-5. usage



Leather Faced





# Belmont

## Single Seater Leather Face Reception Chair

This contemporary cubed leather faced reception chair with stainless steel frame is a stunning statement piece, ideal for reception and meeting room areas. Deep cushioned seats with low height supportive backrest are complemented with a stylish stainless steel frame with integrated leg supports wrapping around the chair to create an illusion of being 'suspended'.



Dimensions	mm
1. Seat Width	560
2. Seat Depth	580
3. Seat Height	410
4. Back Width	860
5. Back Height	300

### FEATURES

- Deep cushioned leather faced upholstery
- Stainless steel frame

Available in 2 colours

- Black BSL/X200/BK
- Ivory BSL/X200/IV

**£753** **NEW COLOURS**



110kg



3-5 usage



Leather Faced

# Belmont

## Two Seater Leather Face Reception Sofa

This contemporary cubed leather faced reception sofa with stainless steel frame is a stunning statement piece, ideal for reception and meeting room areas. Deep cushioned seats with low height supportive backrest are complemented with a stylish stainless steel frame with integrated leg supports wrapping around the chair to create an illusion of being 'suspended'.



Dimensions	mm
1. Seat Width	1110
2. Seat Depth	580
3. Seat Height	410
4. Back Width	1400
5. Back Height	300

### FEATURES

- Deep cushioned leather faced upholstery
- Stainless steel frame

Available in 2 colours

- Black BSL/X201/BK
- Ivory BSL/X201/IV

**£968** **NEW COLOURS**



110kg



3-5 usage



Leather Faced



# Belmont

## Three Seater Leather Face Reception Sofa

This contemporary cubed leather faced reception sofa with stainless steel frame is a stunning statement piece, ideal for reception and meeting room areas. Deep cushioned seats with low height supportive backrest are complemented with a stylish stainless steel frame with integrated leg supports wrapping around the chair to create an illusion of being 'suspended'.



Dimensions	mm
1. Seat Width	1660
2. Seat Depth	580
3. Seat Height	410
4. Back Width	1960
5. Back Height	300

### FEATURES

- Deep cushioned leather faced upholstery
- Stainless steel frame

£1290

**NEW**  
COLOURS

### Available in 2 colours

-  **Black** BSL/X202/BK
-  **Ivory** BSL/X202/IV



# Wave Series

## Contemporary Modular Reception Seating Collection

Our modular reception seating offers oversized, deep-cushioned seats and generously padded, curved backrests for comfort and style. With countless configurations, it's available in Camira fabric groups (Phonex Advantage & Xtreme). Made to order in the UK with a 28 working day lead time, it brings sophistication to any reception space.

**Please allow for 28 working days from date of order. Product is non refundable.**

### FEATURES

- Made to order (Made in the UK)
- Oversized deep cushioned seats
- Low & generously padded backrest

### ORDERING & PRICING

Please use the code of your chosen unit, followed by the code of the fabric in which you would like the unit to be upholstered in i.e BTF/O700/YP110

For two tone fabrics, please specify the seat first and back/base second i.e BSF/O100/YP110/YP081

Please note that if you specify fabrics from different fabric groups then the more expensive fabric group will determine the overall unit price

### AVAILABLE IN THE FOLLOWING CAMIRA FABRIC GROUPS:

Group 1: Phoenix  
Group 2: Advantage & Xtreme

Please see page 214 for fabric swatches

WEIGHT CAPACITY  
**110kg**



**5-8.**  
usage



BELOW CONFIG GROUP 1 FABRIC **£2,277.00<sup>RRP</sup>**

BELOW CONFIG GROUP 1 FABRIC **£3,348.00<sup>RRP</sup>**

BELOW CONFIG GROUP 1 FABRIC **£2,842.00<sup>RRP</sup>**



#### 1 Armchair Unit



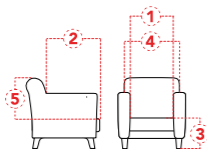
BSF/O600

**GROUP 1 - £442.00<sup>RRP</sup>**

**GROUP 2 - £488.00<sup>RRP</sup>**

Dimensions mm

1. Seat Width	<b>570</b>
2. Seat Depth	<b>520</b>
3. Seat Height	<b>430</b>
4. Back Width	<b>570</b>
5. Back Height	<b>350</b>



#### 2 Armchair Unit Right Hand



BSF/O400

**GROUP 1 - £395.00<sup>RRP</sup>**

**GROUP 2 - £420.00<sup>RRP</sup>**

Dimensions mm

1. Seat Width	<b>570</b>
2. Seat Depth	<b>520</b>
3. Seat Height	<b>430</b>
4. Back Width	<b>570</b>
5. Back Height	<b>350</b>

#### 3 Rectangular Unit



BSF/O100

**GROUP 1 - £292.00<sup>RRP</sup>**

**GROUP 2 - £309.00<sup>RRP</sup>**

Dimensions mm

1. Seat Width	<b>570</b>
2. Seat Depth	<b>520</b>
3. Seat Height	<b>430</b>
4. Back Width	<b>570</b>
5. Back Height	<b>350</b>

#### 4 Concave Unit



BSF/O300

**GROUP 1 - £300.00<sup>RRP</sup>**

**GROUP 2 - £314.00<sup>RRP</sup>**

Dimensions mm

1. Seat Width	<b>230-450</b>
2. Seat Depth	<b>520</b>
3. Seat Height	<b>430</b>
4. Back Width	<b>570</b>
5. Back Height	<b>350</b>

#### 5 Convex Unit



BSF/O200

**GROUP 1 - £300.00<sup>RRP</sup>**

**GROUP 2 - £314.00<sup>RRP</sup>**

Dimensions mm

1. Seat Width	<b>450-230</b>
2. Seat Depth	<b>520</b>
3. Seat Height	<b>430</b>
4. Back Width	<b>230</b>
5. Back Height	<b>350</b>

#### 6 Armchair Unit Left Hand



BSF/O500

**GROUP 1 - £395.00<sup>RRP</sup>**


**GROUP 2 - £420.00<sup>RRP</sup>**

Dimensions mm

1. Seat Width	<b>570</b>
2. Seat Depth	<b>520</b>
3. Seat Height	<b>430</b>
4. Back Width	<b>570</b>
5. Back Height	<b>350</b>

7

#### 7 Table Unit with Beech Top



BTF/O700

**GROUP 1 - £174.00<sup>RRP</sup>**

**GROUP 2 - £185.00<sup>RRP</sup>**



Please allow 28 working days from date of order. Product is non refundable.

**ORDERING & PRICING**

Please use the code of your chosen unit, followed by the code of the fabric in which you would like the unit to be upholstered in i.e BDF/A301/YP009

For two tone fabrics, please specify the seat first and back/base second i.e BDF/A301/YP009/YP301

Please note that if you specify fabrics from different fabric groups then the more expensive fabric group will determine the overall unit price



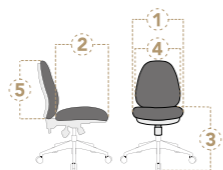
Please allow 28 working days from date of order. Product is non refundable.



**Atlas**

**Single Seater Metal Frame Reception Sofa**

Our reception seating offers oversized, deep-cushioned seats and generously padded, curved backrests for comfort and style. Available now in Camira fabric groups (Phonex Advantage & Extreme). Made to order in the UK with a 28 working day lead time, it brings sophistication to any reception space.



Dimensions	mm
1. Seat Width	600
2. Seat Depth	450
3. Seat Height	500
4. Back Width	600
5. Back Height	450



**AVAILABLE IN THE FOLLOWING CAMIRA FABRIC GROUPS:**

Group 1: Phoenix  
Group 2: Advantage & Xtreme

Please see page 214 for fabric swatches

**£1125** **NEW 2025**

**ORDERING & PRICING**

Please use the code of your chosen unit, followed by the code of the fabric in which you would like the unit to be upholstered in i.e BDF/A302/YP009

For two tone fabrics, please specify the seat first and back/base second i.e BDF/A302/YP009/YP301

Please note that if you specify fabrics from different fabric groups then the more expensive fabric group will determine the overall unit price




Please allow 28 working days from date of order. Product is non refundable.



**Atlas**

**Two Seater Metal Frame Reception Sofa**

Our reception seating offers oversized, deep-cushioned seats and generously padded, curved backrests for comfort and style. Available now in Camira fabric groups (Phonex Advantage & Extreme). Made to order in the UK with a 28 working day lead time, it brings sophistication to any reception space.



Dimensions	mm
1. Seat Width	1200
2. Seat Depth	450
3. Seat Height	500
4. Back Width	1200
5. Back Height	450



**AVAILABLE IN THE FOLLOWING CAMIRA FABRIC GROUPS:**

Group 1: Phoenix  
Group 2: Advantage & Xtreme

Please see page 214 for fabric swatches

**£1440** **NEW 2025**

**ORDERING & PRICING**

Please use the code of your chosen unit, followed by the code of the fabric in which you would like the unit to be upholstered in i.e BDF/A303/YP009

For two tone fabrics, please specify the seat first and back/base second i.e BDF/A303/YP009/YP301

Please note that if you specify fabrics from different fabric groups then the more expensive fabric group will determine the overall unit price



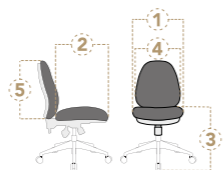
Please allow 28 working days from date of order. Product is non refundable.



**Atlas**

**Three Seater Metal Frame Reception Sofa**

Our reception seating offers oversized, deep-cushioned seats and generously padded, curved backrests for comfort and style. Available now in Camira fabric groups (Phonex Advantage & Extreme). Made to order in the UK with a 28 working day lead time, it brings sophistication to any reception space.



Dimensions	mm
1. Seat Width	1800
2. Seat Depth	450
3. Seat Height	500
4. Back Width	1800
5. Back Height	450



**FEATURES**

- Made to order (Made in the UK)
- Oversized deep cushioned seats
- Low & generously padded backrest

**£1710**

**NEW**  
2025

**AVAILABLE IN THE FOLLOWING CAMIRA FABRIC GROUPS:**

Group 1: Phoenix  
Group 2: Advantage & Xtreme  
Please see page 214 for fabric swatches



**ORDERING & PRICING**

Please use the code of your chosen unit, followed by the code of the fabric in which you would like the unit to be upholstered in i.e BSF/A101/YP009

For two tone fabrics, please specify the seat first and back/base second i.e BSF/A101/YP009/YP051

Please note that if you specify fabrics from different fabric groups then the more expensive fabric group will determine the overall unit price



Please allow 28 working days from date of order. Product is non refundable.



**ORDERING & PRICING**

Please use the code of your chosen unit, followed by the code of the fabric in which you would like the unit to be upholstered in i.e BSF/A102/YP009

For two tone fabrics, please specify the seat first and back/base second i.e BSF/A102/YP009/YP051

Please note that if you specify fabrics from different fabric groups then the more expensive fabric group will determine the overall unit price



Please allow 28 working days from date of order. Product is non refundable.



**Alps**

**Single Seater Metal Frame Reception Sofa**

Our reception seating offers oversized, deep-cushioned seats and generously padded, curved backrests for comfort and style. Available now in Camira fabric groups (Phonex Advantage & Extreme). Made to order in the UK with a 28 working day lead time, it brings sophistication to any reception space.



Dimensions	mm
1. Seat Width	600
2. Seat Depth	550
3. Seat Height	460
4. Back Width	600
5. Back Height	450



**AVAILABLE IN THE FOLLOWING CAMIRA FABRIC GROUPS:**

Group 1: Phoenix  
Group 2: Advantage & Xtreme

Please see page 214 for fabric swatches

**£950** **NEW 2025**

**Alps**

**Two Seater Metal Frame Reception Sofa**

Our reception seating offers oversized, deep-cushioned seats and generously padded, curved backrests for comfort and style. Available now in Camira fabric groups (Phonex Advantage & Extreme). Made to order in the UK with a 28 working day lead time, it brings sophistication to any reception space.



Dimensions	mm
1. Seat Width	1200
2. Seat Depth	550
3. Seat Height	460
4. Back Width	1200
5. Back Height	450



**AVAILABLE IN THE FOLLOWING CAMIRA FABRIC GROUPS:**

Group 1: Phoenix  
Group 2: Advantage & Xtreme

Please see page 214 for fabric swatches

**£1235** **NEW 2025**



**ORDERING & PRICING**

Please use the code of your chosen unit, followed by the code of the fabric in which you would like the unit to be upholstered in i.e BSF/A103/YP009

For two tone fabrics, please specify the seat first and back/base second i.e BSF/A103/YP009/YP051

Please note that if you specify fabrics from different fabric groups then the more expensive fabric group will determine the overall unit price



Please allow 28 working days from date of order. Product is non refundable.



**Alps**

**Three Seater Metal Frame Reception Sofa**

Our reception seating offers oversized, deep-cushioned seats and generously padded, curved backrests for comfort and style. Available now in Camira fabric groups (Phonex Advantage & Extreme). Made to order in the UK with a 28 working day lead time, it brings sophistication to any reception space.



Dimensions	mm
1. Seat Width	1800
2. Seat Depth	550
3. Seat Height	460
4. Back Width	1800
5. Back Height	450



**FEATURES**

- Made to order (Made in the UK)
- Oversized deep cushioned seats
- Low & generously padded backrest

**£1520**

**NEW**  
2025

**AVAILABLE IN THE FOLLOWING CAMIRA FABRIC GROUPS:**

Group 1: Phoenix  
Group 2: Advantage & Xtreme  
Please see page 214 for fabric swatches



**ORDERING & PRICING**

Please use the code of your chosen unit, followed by the code of the fabric in which you would like the unit to be upholstered in i.e BSF/A201/YP009

For two tone fabrics, please specify the seat first and back/base second i.e BSF/A201/YP009/YP051

Please note that if you specify fabrics from different fabric groups then the more expensive fabric group will determine the overall unit price



Please allow 28 working days from date of order. Product is non refundable.



**ORDERING & PRICING**

Please use the code of your chosen unit, followed by the code of the fabric in which you would like the unit to be upholstered in i.e BSF/A202/YP009

For two tone fabrics, please specify the seat first and back/base second i.e BSF/A202/YP009/YP051

Please note that if you specify fabrics from different fabric groups then the more expensive fabric group will determine the overall unit price



Please allow 28 working days from date of order. Product is non refundable.



**Andes**

**Single Seater Metal Frame Reception Booth**

Our reception booths offer oversized, deep-cushioned seats and generously padded, curved backrests for comfort and style. Available now in Camira fabric groups (Phonex Advantage & Extreme). Made to order in the UK with a 28 working day lead time, it brings sophistication to any reception space.



Dimensions	mm
1. Seat Width	600
2. Seat Depth	550
3. Seat Height	460
4. Back Width	600
5. Back Height	840



**AVAILABLE IN THE FOLLOWING CAMIRA FABRIC GROUPS:**

Group 1: Phoenix  
Group 2: Advantage & Xtreme

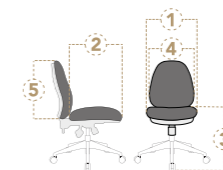
Please see page 214 for fabric swatches

**£1440** **NEW**  
2025

**Andes**

**Two Seater Metal Frame Reception Booth**

Our reception booths offers oversized, deep-cushioned seats and generously padded, curved backrests for comfort and style. Available now in Camira fabric groups (Phonex Advantage & Extreme). Made to order in the UK with a 28 working day lead time, it brings sophistication to any reception space.



Dimensions	mm
1. Seat Width	1200
2. Seat Depth	550
3. Seat Height	460
4. Back Width	1200
5. Back Height	840



- FEATURES**
- Made to order (Made in the UK)
  - Oversized deep cushioned seats
  - Generously padded backrest

**AVAILABLE IN THE FOLLOWING CAMIRA FABRIC GROUPS:**

Group 1: Phoenix  
Group 2: Advantage & Xtreme

Please see page 214 for fabric swatches

**£1710** **NEW**  
2025

**ORDERING & PRICING**

Please use the code of your chosen unit, followed by the code of the fabric in which you would like the unit to be upholstered in i.e BSF/A203/YP009

For two tone fabrics, please specify the seat first and back/base second i.e BSF/A203/YP009/YP051

Please note that if you specify fabrics from different fabric groups then the more expensive fabric group will determine the overall unit price



Please allow 28 working days from date of order. Product is non refundable.



**Andes**

**Three Seater Metal Frame Reception Booth**

Our reception booths offer oversized, deep-cushioned seats and generously padded, curved backrests for comfort and style. Available now in Camira fabric groups (Phonex Advantage & Xtreme). Made to order in the UK with a 28 working day lead time, it brings sophistication to any reception space.



Dimensions	mm
1. Seat Width	1800
2. Seat Depth	550
3. Seat Height	460
4. Back Width	1800
5. Back Height	840



**FEATURES**

- Made to order (Made in the UK)
- Oversized deep cushioned seats
- Generously padded backrest

**£2070**

**NEW 2025**

**AVAILABLE IN THE FOLLOWING CAMIRA FABRIC GROUPS:**

Group 1: Phoenix  
Group 2: Advantage & Xtreme  
Please see page 214 for fabric swatches



# CUSTOM UPHOLSTERY RECEPTION/BREAKOUT COLLECTION

Products with custom upholstery are subject to longer leadtimes which are specified on the respective product pages.

Available fabrics - all from Camira, are shown below and on the next page, along with examples of code conventions and pricing.




Products with this symbol are available with custom upholstery.

## Phoenix - Group 1




Please note that photographic fabric scans are not colour accurate.  
Please request physical fabric samples from [camirafabrics.com](http://camirafabrics.com) before ordering.

## Advantage - Group 2



## Xtreme - Group 2



Please note that photographic fabric scans are not colour accurate.  
Please request physical fabric samples from [camirafabrics.com](http://camirafabrics.com) before ordering.

## Code Examples

Custom products by nature are not stocked and currently are unavailable for purchase via our website, although this will be implemented soon.

For products which are currently available for custom upholstery, you can order via purchase order/ email. Please note the following when ordering and/or reselling via your own website(s):

Please replace the part of the existing product code which specifies fabric, with the Camira fabric code of your choice, i.e;

ERGO/KTAG/M/YS081 (Black Ergo with Camira Xtreme Blizzard Seat)

ERGO/KTAG/GY/YS168 (Grey Ergo with Camira Xtreme Tortuga Seat)

In the case of two tone fabric requirements (where available), the seat fabric choice should be specified first and then the rest of the upholstery, i.e;

BSF/O200/YP105/YP106 (Wave Convex unit with Phoenix Belize Seat and Phoenix Calypso Base/Back)

It is also acceptable for purchase orders to state 'Ergo Black with Camira Xtreme Blizzard Seat'

Please note that in the case of two tone upholstery, the highest cost fabric group dictates the overall price of the unit.



## SHELVING & STORAGE COLLECTION

For decades, RB UK (Part of Nautilus Designs Ltd.) has successfully supported retailers with an expanding range of innovative Storage and Shelving Solutions, designed and developed specifically to deliver excellent value, high performance, quality and creativity.



**THE BOSS OF ALL RACKING!**

# RB BOSS Boltless Shelving

Heavy duty, robust and made to last

A sturdy and dependable storage solution, ideal for your garage, shed or workshop.



**Completely boltless** build system enables fast and hassle free assembly



**Powdercoated or galvanized steel** construction for durability



Weight load capacity of **175-800kg per shelf UDL\***



**MDF Shelf boards** provide dependable weight load capacity



**Adjustable shelves** can be repositioned at any vertical point on uprights



Units can be built as **two separate units** for use as workbenches


\*UDL = Uniformly Distributed Load



**DROPSHIP READY!**



SKU 13497  
SIZE 1800x750x350mm  
LEVELS 4  
MDF THICKNESS 4mm  
SHELF CAPACITY 175kg  
BAY CAPACITY 700kg  
FINISH Powdercoated  
£78.00<sup>RRP</sup>




SKU 13498  
SIZE 1600x750x350mm  
LEVELS 4  
MDF THICKNESS 4mm  
SHELF CAPACITY 175kg  
BAY CAPACITY 700kg  
FINISH Galvanised  
£71.00<sup>RRP</sup>



SKU 13499  
SIZE 1800x900x300mm  
LEVELS 5  
MDF THICKNESS 5mm  
SHELF CAPACITY 250kg  
BAY CAPACITY 1250kg  
FINISH Powdercoated  
£143.00<sup>RRP</sup>




SKU 13500  
SIZE 1800x900x400mm  
LEVELS 5  
MDF THICKNESS 5mm  
SHELF CAPACITY 250kg  
BAY CAPACITY 1250kg  
FINISH Powdercoated  
£149.00<sup>RRP</sup>




SKU 13501  
SIZE 1800x1600x600mm  
LEVELS 5  
MDF THICKNESS 6mm  
SHELF CAPACITY 250kg  
BAY CAPACITY 1250kg  
FINISH Powdercoated  
£286.00<sup>RRP</sup>




SKU 13503  
SIZE 1800x900x400mm  
LEVELS 4  
MDF THICKNESS 6.8mm  
SHELF CAPACITY 300kg  
BAY CAPACITY 1200kg  
FINISH Powdercoated  
£143.00<sup>RRP</sup>




SKU 13504  
SIZE 1800x1600x600mm  
LEVELS 4  
MDF THICKNESS 6.8mm  
SHELF CAPACITY 300kg  
BAY CAPACITY 1200kg  
FINISH Powdercoated  
£273.00<sup>RRP</sup>



SKU 13505  
SIZE 1800x900x300mm  
LEVELS 5  
MDF THICKNESS 5mm  
SHELF CAPACITY 250kg  
BAY CAPACITY 1250kg  
FINISH Galvanised  
£130.00<sup>RRP</sup>




SKU 13506  
SIZE 1800x900x400mm  
LEVELS 5  
MDF THICKNESS 5mm  
SHELF CAPACITY 250kg  
BAY CAPACITY 1250kg  
FINISH Galvanised  
£143.00<sup>RRP</sup>




SKU 13507  
SIZE 1800x1600x600mm  
LEVELS 5  
MDF THICKNESS 6mm  
SHELF CAPACITY 250kg  
BAY CAPACITY 1250kg  
FINISH Galvanised  
£280.00<sup>RRP</sup>




SKU 13509  
SIZE 1800x900x400mm  
LEVELS 4  
MDF THICKNESS 6.8mm  
SHELF CAPACITY 300kg  
BAY CAPACITY 1200kg  
FINISH Galvanised  
£130.00<sup>RRP</sup>




SKU 13510  
SIZE 1800x1600x600mm  
LEVELS 4  
MDF THICKNESS 6.8mm  
SHELF CAPACITY 300kg  
BAY CAPACITY 1200kg  
FINISH Galvanised  
£260.00<sup>RRP</sup>



SKU 13511  
SIZE 1800x900x300mm  
LEVELS 4  
MDF THICKNESS 8mm  
SHELF CAPACITY 500kg  
BAY CAPACITY 2000kg  
FINISH Powdercoated  
£196.00<sup>RRP</sup>



SKU 13513  
SIZE 1800x1600x600mm  
LEVELS 4  
MDF THICKNESS 8mm  
SHELF CAPACITY 500kg  
BAY CAPACITY 2000kg  
FINISH Powdercoated  
£323.00<sup>RRP</sup>



SKU 13528  
SIZE 900x900x600mm  
LEVELS 2  
MDF THICKNESS 6.8mm  
SHELF CAPACITY 800kg  
BAY CAPACITY 1800kg  
FINISH Powdercoated  
£221.00<sup>RRP</sup>

Shelf Capacity & Bay Capacity are weight load capacities based on UDL = Uniformly Distributed Load

**THE BOSS OF ALL RACKING!**

# FASTLOK Boltless Shelving

Heavy duty, fast build and made to last

A sturdy and dependable storage solution, ideal for your garage, shed or workshop with a rapid FASTLOK build system.



Build unit in under 10 minutes with boltless FASTLOK build system



Powdercoated or galvanized steel construction for durability



Weight load capacity of 175-800kg per shelf UDL\*



MDF Shelf boards provide dependable weight load capacity



Adjustable shelves can be repositioned at any vertical point on uprights




Units can be built as two separate units for use as workbenches


\*UDL = Uniformly Distributed Load



**DROPSHIP READY!**




SKU 13697  
SIZE 1800x750x350mm  
LEVELS 4  
MDF THICKNESS 4mm  
SHELF CAPACITY 175kg  
BAY CAPACITY 700kg  
FINISH Powdercoated  
£84.00<sup>RRP</sup>




SKU 13698  
SIZE 1600x750x350mm  
LEVELS 4  
MDF THICKNESS 4mm  
SHELF CAPACITY 175kg  
BAY CAPACITY 700kg  
FINISH Galvanised  
£78.00<sup>RRP</sup>



SKU 13699  
SIZE 1800x900x300mm  
LEVELS 5  
MDF THICKNESS 5mm  
SHELF CAPACITY 250kg  
BAY CAPACITY 1250kg  
FINISH Powdercoated  
£156.00<sup>RRP</sup>




SKU 13605  
SIZE 1800x900x300mm  
LEVELS 5  
MDF THICKNESS 5mm  
SHELF CAPACITY 250kg  
BAY CAPACITY 1250kg  
FINISH Galvanised  
£143.00<sup>RRP</sup>



SKU 13600  
SIZE 1800x900x400mm  
LEVELS 5  
MDF THICKNESS 5mm  
SHELF CAPACITY 250kg  
BAY CAPACITY 1250kg  
FINISH Powdercoated  
£162.00<sup>RRP</sup>




SKU 13606  
SIZE 1800x900x400mm  
LEVELS 5  
MDF THICKNESS 5mm  
SHELF CAPACITY 250kg  
BAY CAPACITY 1250kg  
FINISH Galvanised  
£156.00<sup>RRP</sup>




SKU 13601  
SIZE 1800x1600x600mm  
LEVELS 5  
MDF THICKNESS 6mm  
SHELF CAPACITY 250kg  
BAY CAPACITY 1250kg  
FINISH Powdercoated  
£299.00<sup>RRP</sup>



SKU 13607  
SIZE 1800x1600x600mm  
LEVELS 5  
MDF THICKNESS 6mm  
SHELF CAPACITY 250kg  
BAY CAPACITY 1250kg  
FINISH Galvanised  
£292.00<sup>RRP</sup>




SKU 13603  
SIZE 1800x900x400mm  
LEVELS 4  
MDF THICKNESS 6.8mm  
SHELF CAPACITY 250kg  
BAY CAPACITY 1200kg  
FINISH Powdercoated  
£156.00<sup>RRP</sup>



SKU 13609  
SIZE 1800x900x400mm  
LEVELS 4  
MDF THICKNESS 6.8mm  
SHELF CAPACITY 300kg  
BAY CAPACITY 1200kg  
FINISH Galvanised  
£143.00<sup>RRP</sup>



SKU 13604  
SIZE 1800x1600x600mm  
LEVELS 4  
MDF THICKNESS 6.8mm  
SHELF CAPACITY 300kg  
BAY CAPACITY 1200kg  
FINISH Powdercoated  
£286.00<sup>RRP</sup>



SKU 13610  
SIZE 1800x1600x600mm  
LEVELS 4  
MDF THICKNESS 6.8mm  
SHELF CAPACITY 300kg  
BAY CAPACITY 1200kg  
FINISH Galvanised  
£273.00<sup>RRP</sup>



SKU 13611  
SIZE 1800x900x300mm  
LEVELS 4  
MDF THICKNESS 8mm  
SHELF CAPACITY 500kg  
BAY CAPACITY 2000kg  
FINISH Powdercoated  
£209.00<sup>RRP</sup>



SKU 13613  
SIZE 1800x1600x600mm  
LEVELS 4  
MDF THICKNESS 8mm  
SHELF CAPACITY 500kg  
BAY CAPACITY 2000kg  
FINISH Powdercoated  
£339.00<sup>RRP</sup>



SKU 13628  
SIZE 900x900x600mm  
LEVELS 2  
CHIPBOARD THICKNESS 9mm  
SHELF CAPACITY 600kg  
BAY CAPACITY 1200kg  
FINISH Powdercoated  
£123.00<sup>RRP</sup>

Shelf Capacity & Bay Capacity are weight load capacities based on UDL = Uniformly Distributed Load

ALL WEATHER  
**FASTLOK**  
BOLTLESS

# Outdoor Wire Mesh Shelving

## Boltless and Robust All-Weather Units

A sturdy and dependable storage solution, ideal for your garage, shed or workshop with a rapid **FASTLOK** build system.



Build unit in under **10 minutes** with boltless **FASTLOK** build system



Electrowelded wire mesh construction with anti-cut edges



Weight load capacity of **175-200kg** per shelf UDL\*



Anti-Corrosion, Chemical Resistant & Fire Proof




Adjustable shelves can be repositioned at any vertical point on uprights



Units can be built as two separate units for use as workbenches

\*UDL = Uniformly Distributed Load



Shelf Capacity & Bay Capacity are weight load capacities based on **UDL = Uniformly Distributed Load**

SKU	13798
SIZE	1600x750x350mm
LEVELS	4
MDF THICKNESS	6.8mm
SHELF CAPACITY	175kg
BAY CAPACITY	700kg
FINISH	Galvanised
	<b>£86.00<sup>RRP</sup></b>

**DROPSHIP  
READY!**





# Boon.

## Reliable. Modular. Versatile

Introducing a modular and exceptionally durable bookshelf designed with rectangular or square shelf compartments, suitable for various spaces like the living room, home office, or kitchen.

Tailor your bookshelf to your liking—expand it to your desired height and length or configure it to fit around corners. For an extra striking visual impact, consider combining both square and rectangular shelves. To ensure the shelving system aligns with your unique requirements, customize it effortlessly using the Shelving Planner. BOON's versatility makes it an ideal choice for enhancing your living room, office, or even your wine cellar. What sets it apart is not only its design by Hertel + Klarhoefer, but also its forward-thinking manufacturing process. BOON is proudly "Made in Austria," crafted from eco-friendly chipboard sourced from sustainable forestry practices.



<b>Boon</b> <b>1x Cube</b> 380x400x330mm  WHITE: <b>BOON1-WHT</b> OAK: <b>BOON1-OAK</b> White <b>£101.00</b> RRP Oak <b>£109.00</b> RRP	<b>Boon</b> <b>2x Cube</b> 740x400x330mm  WHITE: <b>BOON2-WHT</b> OAK: <b>BOON2-OAK</b> White <b>£144.00</b> RRP Oak <b>£161.00</b> RRP	<b>Boon</b> <b>3x Cube</b> 1100x400x330mm  WHITE: <b>BOON3-WHT</b> OAK: <b>BOON3-OAK</b> White <b>£189.00</b> RRP Oak <b>£212.00</b> RRP	<b>Boon</b> <b>4x Cube</b> 740x760x330mm  WHITE: <b>BOON4-WHT</b> OAK: <b>BOON4-OAK</b> White <b>£240.00</b> RRP Oak <b>£268.00</b> RRP	<b>Boon</b> <b>8x Cube</b> 1450x760x330mm  OAK: <b>BOON5-OAK</b> WHITE: <b>BOON5-WHT</b> White <b>£432.00</b> RRP Oak <b>£476.00</b> RRP
<b>Boon</b> <b>12x Cube</b> 2160x760x330mm  WHITE: <b>BOON6-WHT</b> OAK: <b>BOON6-OAK</b> White <b>£591.00</b> RRP Oak <b>£663.00</b> RRP	<b>Boon</b> <b>6x Cube</b> 740x1120x330mm  WHITE: <b>BOON7-WHT</b> OAK: <b>BOON7-OAK</b> White <b>£306.00</b> RRP Oak <b>£344.00</b> RRP	<b>Boon</b> <b>9x Cube</b> 1100x1120x330mm  WHITE: <b>BOON8-WHT</b> OAK: <b>BOON8-OAK</b> White <b>£436.00</b> RRP Oak <b>£491.00</b> RRP	<b>Boon</b> <b>6x Cube</b> 1110x1120x330mm  WHITE: <b>BOON9-WHT</b> OAK: <b>BOON9-OAK</b> White <b>£317.00</b> RRP Oak <b>£358.00</b> RRP	<b>Boon</b> <b>4x Cube</b> 390x1470x330mm  WHITE: <b>BOON10-WHT</b> OAK: <b>BOON10-OAK</b> White <b>£239.00</b> RRP Oak <b>£269.00</b> RRP
<b>Boon</b> <b>8x Cube</b> 740x1470x330mm  WHITE: <b>BOON11-WHT</b> OAK: <b>BOON11-OAK</b> White <b>£415.00</b> RRP Oak <b>£464.00</b> RRP	<b>Boon</b> <b>16x Cube</b> 1450x1470x330mm  WHITE: <b>BOON12-WHT</b> OAK: <b>BOON12-OAK</b> White <b>£698.00</b> RRP Oak <b>£788.00</b> RRP	<b>Boon</b> <b>10x Cube</b> 1450x1470x330mm  WHITE: <b>BOON13-WHT</b> OAK: <b>BOON13-OAK</b> White <b>£504.00</b> RRP Oak <b>£568.00</b> RRP	<b>Boon</b> <b>5x Cube</b> 380x1830x330mm  WHITE: <b>BOON14-WHT</b> OAK: <b>BOON14-OAK</b> White <b>£284.00</b> RRP Oak <b>£319.00</b> RRP	<b>Boon</b> <b>10x Cube</b> 1830x740x330mm  WHITE: <b>BOON15-WHT</b> OAK: <b>BOON15-OAK</b> White <b>£482.00</b> RRP Oak <b>£542.00</b> RRP
<b>Boon</b> <b>15x Cube</b> 1110x1830x330mm  WHITE: <b>BOON16-WHT</b> OAK: <b>BOON16-OAK</b> White <b>£647.00</b> RRP Oak <b>£730.00</b> RRP	<b>Boon</b> <b>21x Cube</b> 1810x1830x330mm  WHITE: <b>BOON17-WHT</b> OAK: <b>BOON17-OAK</b> White <b>£919.00</b> RRP Oak <b>£1045.00</b> RRP	<b>Boon</b> <b>25x Cube</b> 1810x1830x330mm  WHITE: <b>BOON18-WHT</b> OAK: <b>BOON18-OAK</b> White <b>£1,024.00</b> RRP Oak <b>£1,159.00</b> RRP	<b>Boon</b> <b>15x Cube</b> 1810x1830x330mm  WHITE: <b>BOON19-WHT</b> OAK: <b>BOON19-OAK</b> White <b>£649.00</b> RRP Oak <b>£733.00</b> RRP	<b>Boon</b> <b>6x Cube</b> 380x2180x330mm  WHITE: <b>BOON20-WHT</b> OAK: <b>BOON20-OAK</b> White <b>£358.00</b> RRP Oak <b>£401.00</b> RRP
<b>Boon</b> <b>12x Cube</b> 740x2180x330mm  WHITE: <b>BOON21-WHT</b> OAK: <b>BOON21-OAK</b> White <b>£568.00</b> RRP Oak <b>£639.00</b> RRP	<b>Boon</b> <b>15x Cube</b> 1110x2180x330mm  WHITE: <b>BOON22-WHT</b> OAK: <b>BOON22-OAK</b> White <b>£753.00</b> RRP Oak <b>£852.00</b> RRP	<b>Boon</b> <b>24x Cube</b> 1450x2180x330mm  WHITE: <b>BOON23-WHT</b> OAK: <b>BOON23-OAK</b> White <b>£1,003.00</b> RRP Oak <b>£1,133.00</b> RRP	<b>Boon</b> <b>25x Cube</b> 1810x2180x330mm  WHITE: <b>BOON24-WHT</b> OAK: <b>BOON24-OAK</b> White <b>£1,169.00</b> RRP Oak <b>£1,328.00</b> RRP	<b>Boon</b> <b>36x Cube</b> 2160x2180x330mm  WHITE: <b>BOON25-WHT</b> OAK: <b>BOON25-OAK</b> White <b>£1,384.00</b> RRP Oak <b>£1,573.00</b> RRP

Shelf Capacity are weight load capacities based on UDL = Uniformly Distributed Load

Internal cube dimensions: wxhxd  
326x328x327mm



# Maxx.

## Modular Shelving System

Our Maxx range of modular shelving units provide a highly customisable storage solution that can be extended vertically or horizontally specifically to suit your space requirements.

Simply choose your preferred colour of shelf board and frame along with feet and fixing kit and you'll have everything you need to create a fully modular shelving system. Just three components offer endless configuration potential.










# Sumo.

## Modular Shelving System

Our Sumo Shelving Boards feature a particle board frame with honey comb inside - offering a lightweight and sturdy construction. Low weight and easy to assemble, Sumo Shelves are perfect for any home, garage or workplace when combined with our contemporary stainless steel Sumo Arc brackets.



<b>Maxx XL Board Black</b> 598x328x28mm  CODE: 45795 <b>£25.00</b> RRP	<b>Maxx XL Board White</b> 598x328x28mm  CODE: 45825 <b>£25.00</b> RRP	<b>Maxx XL 'M' Frame Black</b> 328x326x28mm  CODE: 45993 <b>£28.00</b> RRP	<b>Maxx XL 'M' Frame Stone</b> 328x326x28mm  CODE: 48314 <b>£28.00</b> RRP	<b>Maxx Fixing Kit Black</b>  CODE: 209210 <b>£15.00</b> RRP	<b>Maxx Fixing Kit White</b>  CODE: 209203 <b>£15.00</b> RRP	<b>Maxx Feet Kit Grey</b>  CODE: 45061 <b>£9.00</b> RRP
--	---	---	---	--	--	---



<b>Sumo Shelf Board Anthracite</b> 800x300x25mm  CODE: 27081 <b>£46.00</b>	<b>Sumo Shelf Board Anthracite</b> 1150x300x25mm  CODE: 27111 <b>£61.00</b> RRP	<b>Sumo Arc Shelf Bracket Stainless Steel</b> 358x322x32mm  CODE: 27548 <b>£38.00</b> RRP
---	--	--



Shelf capacity is based on UDL = Uniformly Distributed Load

# EasyFit Radiator Shelves

No wall fixings or drilling required!

## Premium Easy Fit Radiator Shelves

Transform unused space and add extra functionality to your radiators with our range of simple to install Radiator Shelves. With no wall drilling required and all fixings and installation instructions included, you can assemble one of our Easyfit Radiator Shelves within a matter of minutes!

Simply follow our easy to follow 2 step guide! It's as simple as screwing the shelf brackets to the Radiator Shelf Board and slotting the finished unit behind your radiator.



## Matte White

Rounded corners with classic matte white painted finish. All fitting instructions, brackets and fixings included in pack.

SKU	Finish	Size	Units per Pack	Unit RRP
4501	Matte white	600x150x18mm	1	£32
4525	Matte white	900x150x18mm	1	£39
4563	Matte white	1200x150x18mm	1	£48



## Oak

Rounded corners with classic oak finish. All fitting instructions, brackets and fixings included in pack.

SKU	Finish	Size	Units per Pack	Unit RRP
13390	Oak	600x150x18mm	1	£37
13391	Oak	900x150x18mm	1	£43
13392	Oak	1200x150x18mm	1	£57



## High Gloss White

Rounded corners with premium high gloss white finish. All fitting instructions, brackets and fixings included in pack.

SKU	Finish	Size	Units per Pack	Unit RRP
13393	High Gloss White	600x150x18mm	1	£48
13394	High Gloss White	900x150x18mm	1	£57
13395	High Gloss White	1200x150x18mm	1	£69



## High Gloss Black

Rounded corners with premium high gloss black finish. All fitting instructions, brackets and fixings included in pack.

SKU	Finish	Size	Units per Pack	Unit RRP
13396	High Gloss Black	600x150x18mm	1	£48
13397	High Gloss Black	900x150x18mm	1	£57
13398	High Gloss Black	1200x150x18mm	1	£69



# Floating Shelves

## Timeless & Contemporary

Our Floating Shelves are clean, modern and ideal for a wide variety of purposes and environments.

Whether they're displaying photo frames and ornaments in your living room or holding plants in your kitchen, our Floating Shelves provide a minimalistic but stylish storage solution in many scenarios.



### Softcubes

Rounded wallcubes manufactured from high density fibreboard. All fitting instructions, brackets and fixings included in pack.

SKU	Finish	Size	Units per Pack	Unit RRP
110905	White	255x255x200mm	1	£56
114026	White/Grey	255x255x200mm	1	£56
114033	White/Green	255x255x200mm	1	£56



### Cascade Cube Set

Contemporary interconnected wallcube set. All fitting instructions, brackets and fixings included in pack.

SKU	Finish	Size	Units per Pack	Unit RRP
113227	White	650x650x155mm	1	£103



### Oak

Strong and dependable premium floating shelf with oak veneer. All fitting instructions, brackets and fixings included in pack.



SKU	Finish	Size	Units per Pack	Unit RRP
10802	Oak	600x230x38mm	1	£20
10807	Oak	900x230x38mm	1	£25



### Maple

Strong and dependable premium floating shelf with maple finish. All fitting instructions, brackets and fixings included in pack.



SKU	Finish	Size	Units per Pack	Unit RRP
10803	Maple	600x230x38mm	1	£20
10809	Maple	900x230x38mm	1	£25



### High Gloss Black

Strong and dependable premium floating shelf with high gloss finish. All fitting instructions, brackets and fixings included in pack.



SKU	Finish	Size	Units per Pack	Unit RRP
10801	High Gloss Black	600x230x38mm	1	£20
10806	High Gloss Black	900x230x38mm	1	£25



### High Gloss White

Strong and dependable premium floating shelf with high gloss finish. All fitting instructions, brackets and fixings included in pack.



SKU	Finish	Size	Units per Pack	Unit RRP
10800	High Gloss White	600x230x38mm	1	£20
10805	High Gloss White	900x230x38mm	1	£25



### Media Shelf

Contemporary premium floating shelf with cable cutout. All fitting instructions, brackets and fixings included in pack.



SKU	Finish	Size	Units per Pack	Unit RRP
21379	White	600x150x18mm	1	£81
21386	Anthracite	600x150x18mm	1	£91



# Twin Slot

The ultimate shelf system




SKU	Description	Size (mm)	Units per Pack	Finish	Unit RRP (£)
10002-00039	TWIN SLOT UPRIGHT	450	2	WHITE	2.73
10002-00106	TWIN SLOT UPRIGHT	950	2	WHITE	5.99
10002-00107	TWIN SLOT UPRIGHT	1400	2	WHITE	9.73
10002-00108	TWIN SLOT UPRIGHT	2060	2	WHITE	11.58
10002-00120	TWIN SLOT UPRIGHT	450	2	SILVER	3.43
10002-00052	TWIN SLOT UPRIGHT	950	2	SILVER	5.99
10202-00010	TWIN SLOT U BRACKET	170	10	WHITE	1.57
10202-00019	TWIN SLOT U BRACKET	220	10	WHITE	2.45
10202-00028	TWIN SLOT U BRACKET	270	10	WHITE	2.59
10202-00037	TWIN SLOT U BRACKET	320	10	WHITE	2.98
10202-00046	TWIN SLOT U BRACKET	370	10	WHITE	3.34
10202-00055	TWIN SLOT U BRACKET	470	10	WHITE	5.64
10202-00063	TWIN SLOT U BRACKET	570	10	WHITE	7.31
10202-00016	TWIN SLOT U BRACKET	170	10	SILVER	1.57
10202-00025	TWIN SLOT U BRACKET	220	10	SILVER	2.45
10202-00034	TWIN SLOT U BRACKET	270	10	SILVER	2.59
10202-00043	TWIN SLOT U BRACKET	320	10	SILVER	2.98
10202-00052	TWIN SLOT U BRACKET	370	10	SILVER	3.34
10202-00061	TWIN SLOT U BRACKET	470	10	SILVER	5.64
5231-0150-1	TWIN SLOT FLEXIBLE BOOKEND	150	2	WHITE	4.82
5231-0200-1	TWIN SLOT FLEXIBLE BOOKEND	200	2	WHITE	6.19
5231-0250-1	TWIN SLOT FLEXIBLE BOOKEND	250	2	WHITE	7.57

## What do I need for the perfect Twin Slot Shelving System?

Twin Slot Uprights and Twin Slot U-Brackets are the two main components which are integral to the Twin Slot Shelving System. When assembled together - along with a shelf board, they provide an unrivalled storage solution which is modular, versatile, heavy duty and easily adjustable.

Twin Slot Shelving is fully modular, allowing you build exactly what you need, add to the system and easily adjust the height of shelves at any time. The shelves can be installed into almost any area of your home, garage, shed or workplace.



### Step 1: Choosing your Twin Slot Uprights

We offer Twin Slot Uprights in White, Black, Silver & Chrome in lengths of up to 2060mm. We also offer an Antibacterial range of Uprights.



### Step 2: Choosing Your Twin Slot U-Brackets

We offer Twin Slot U-Brackets in White, Black, Silver & Chrome in lengths of up to 570mm. We also offer an Antibacterial range of U-Brackets.



### Step 3: Choosing a Compatible Shelf Board

We offer a wide selection of different Shelf Boards that are compatible with our Twin Slot range such as our Lite Decor Shelf or our Melamine Shelves.

Please note that all products in the rbuk hardware range are priced as single units unless specified. Please multiply the RRP x pack quantity where applicable.

# Twin Slot BioCoat

## Antibacterial shelf system



SKU	Description	Size (mm)	Units per Pack	Finish	Unit RRP (£)
15298-WHT	TWIN SLOT UPRIGHT BIO-COAT	430	2	WHITE	2.73
15299-WHT	TWIN SLOT UPRIGHT BIO-COAT	710	2	WHITE	4.56
15300-WHT	TWIN SLOT UPRIGHT BIO-COAT	1000	2	WHITE	5.99
15298-BLK	TWIN SLOT UPRIGHT BIO-COAT	430	2	BLACK	2.73
15300-BLK	TWIN SLOT UPRIGHT BIO-COAT	1000	2	BLACK	5.99
15299-SLV	TWIN SLOT UPRIGHT BIO-COAT	710	2	SILVER	4.56
15300-SLV	TWIN SLOT UPRIGHT BIO-COAT	1000	2	SILVER	5.99
15300-CHR	TWIN SLOT UPRIGHT BIO-COAT	1000	2	CHROME	8.79
15349-WHT	TWIN SLOT U BRACKET BIO-COAT	120	10	WHITE	1.38
15350-WHT	TWIN SLOT U BRACKET BIO-COAT	170	10	WHITE	1.57
15351-WHT	TWIN SLOT U BRACKET BIO-COAT	220	10	WHITE	2.45
15352-WHT	TWIN SLOT U BRACKET BIO-COAT	270	10	WHITE	2.59
15353-WHT	TWIN SLOT U BRACKET BIO-COAT	320	10	WHITE	2.98
15354-WHT	TWIN SLOT U BRACKET BIO-COAT	370	10	WHITE	3.34
15355-WHT	TWIN SLOT U BRACKET BIO-COAT	470	10	WHITE	5.64
15356-WHT	TWIN SLOT U BRACKET BIO-COAT	570	10	WHITE	7.31
15357-WHT	TWIN SLOT U BRACKET BIO-COAT	610	10	WHITE	8.7
15352-BLK	TWIN SLOT U BRACKET BIO-COAT	270	10	BLACK	2.59
15354-BLK	TWIN SLOT U BRACKET BIO-COAT	370	10	BLACK	3.34
15349-SLV	TWIN SLOT U BRACKET BIO-COAT	120	10	SILVER	1.38
15350-SLV	TWIN SLOT U BRACKET BIO-COAT	170	10	SILVER	1.57
15351-SLV	TWIN SLOT U BRACKET BIO-COAT	220	10	SILVER	2.45
15352-SLV	TWIN SLOT U BRACKET BIO-COAT	270	10	SILVER	2.59
15354-SLV	TWIN SLOT U BRACKET BIO-COAT	370	10	SILVER	3.34
15350-CHR	TWIN SLOT U BRACKET BIO-COAT	170	10	CHROME	2.73
15351-CHR	TWIN SLOT U BRACKET BIO-COAT	220	10	CHROME	3.86
15352-CHR	TWIN SLOT U BRACKET BIO-COAT	270	10	CHROME	4.11
15353-CHR	TWIN SLOT U BRACKET BIO-COAT	320	10	CHROME	4.33
15354-CHR	TWIN SLOT U BRACKET BIO-COAT	370	10	CHROME	5.64

### Antibacterial Coating

Twin Slot Bio Coat Uprights are degreased by phosphate dip and finished by polyester antibacterial powdercoating, making them suitable for a range of environments such as kitchens, garages, garden sheds and laboratories, the antibacterial coating also makes them resistant against bacteria, mould and fungus.

#### Flexible Compatibility

Need to expand upon your existing storage solution? Our Twin Slot Uprights and Brackets are compatible with most other Twin Slot systems, making it easy for you to incorporate our range into your existing system.

#### A Variety of Finishes and Sizes

Our Twin Slot Bio Coat Uprights are available in a vast range of different finishes, colours and sizes, offering practicality, flexibility and visual style. Our Twin Slot Bio Coat Uprights range includes Black, White, Silver and Chrome finishes - in sizes from 430mm to 1000mm. (Sizes available may vary by finish)

**NOTE:** Components within the STANDARD Twin Slot Shelving range are not compatible with components from the Antibacterial Twin Slot Shelving range.

# Twin Slot Kits

## Storage solutions in a box

**All-in-one kits** to transform your bedroom into a functional home office or expand upon your living room and kitchen storage with our all-in-one shelving kits.

Available in both single slot and twin slot bundles, our shelving kits come with everything you need to install a simple, adjustable shelving solution in a matter of minutes. With their fully modular design and sturdy metal build, our all-in-one shelving kits are versatile, robust and fit for use anywhere in your home or office.



### Living Room Shelf Kit

#### 2x Wood Shelves - White

Add an extra element of stylish storage to your living room, bedroom or anywhere else required.

Pack Includes: 2x Single Slot Uprights, 2x Melamine Shelves, 4x Blade Brackets, Fixings & assembly instructions.

SKU	Units per Pack	Unit RRP
15321-WHTKIT	1	£38.00



### Utility Shelf Kit

#### 2x Metal Shelves - White

Increase your storage capacity, quickly and easily with this simple and effective shelving kit. Ideal for kitchens, pantries and utility rooms.

Pack Includes: 2x Single Slot Uprights, 2x Metal Shelves, 4x Blade Brackets, Fixings & assembly instructions.

SKU	Units per Pack	Unit RRP
15322-WHTKIT	1	£46.00



### Home Office Shelf Kit

#### 3x Wood Shelves - White

Ideal for transforming your space into a home office with a minimum of time, money and space investment.

Pack Includes: 2x Single Slot Uprights, 3x Melamine Shelves, 6x Blade Brackets, 1x Book End, Fixings & assembly instructions.

SKU	Units per Pack	Unit RRP
15323-WHT	1	£92.00



# Decorative Shelf Brackets

## Contemporary and reliable

Our Decorative Shelf Brackets offer a traditional and contemporary shelving bracket solution that can be combined with almost any shelf board to provide a stylish yet functional storage solution for your home or office. Our Decorative Shelving Bracket range consists of Arc Brackets, Step Brackets, Cove Brackets and many more in Black, Brushed Brass, Silver, Chrome and White scratch resistant powder coated finishes.

All of our brackets and storage systems are nationally distributed and are held by leading retailers.



### Arc Bracket

This traditional and contemporary arc shelf bracket can be combined with any shelf board to create a traditional cottage style wall shelf.

SKU	Finish	Size	Units per Pack	Unit RRP
10920-00000	White	230x180mm	4	£5.50
10920-00001	Silver	230x180mm	4	£5.50
10920-00002	Black	230x180mm	4	£5.50
10920-00003	Brushed brass	230x180mm	4	£4.69

### Cove Bracket

This timeless and stylish cove shelf bracket can be used with any wooden shelf board to create a traditional cottage style wall shelf.

SKU	Finish	Size	Units per Pack	Unit RRP
10921-00000	Chrome plated	180x180mm	4	£8.27
10921-00001	Silver	180x180mm	4	£5.50
10921-00002	White	180x180mm	4	£5.50
10921-00003	Black	180x180mm	4	£5.50
10921-00004	Brushed brass	180x180mm	4	£4.69

### Step Bracket


This traditional and contemporary step shelf bracket can be combined with any shelf board to create a traditional cottage style wall shelf.

SKU	Finish	Size	Units per Pack	Unit RRP
10922-00000	White	230x180mm	4	£5.50
10922-00001	Silver	230x180mm	4	£5.50
10922-00002	Black	230x180mm	4	£5.50
10922-00003	Brushed brass	230x180mm	4	£4.69

### Ornamental Scroll Bracket

Our ornamental scroll bracket range provides a decorative and dependable bracket solution to requirements of both domestic indoor and garden settings with a timeless and classic design.

SKU	Finish	Size	Units per Pack	Unit RRP
4671-0115-1	White	4x4"	10	£2.57
4671-0115-2	Black	4x4"	10	£2.57
4671-0115-55	Granite	4x4"	10	£2.57
4671-0155-1	White	6x6"	10	£2.64
4671-0155-2	Black	6x6"	10	£2.64
4671-0155-55	Granite	6x6"	10	£2.64
4671-0205-1	White	8x8"	10	£2.88
4671-0205-2	Black	8x8"	10	£2.88
4671-0205-55	Granite	8x8"	10	£2.88
4671-0250-1	White	10x10"	10	£3.27
4671-0250-2	Black	10x10"	10	£3.27
4671-0250-55	Granite	10x10"	10	£3.27



Please note that all products in the rbuk hardware range are priced as single units unless specified. Please multiply the RRP x pack quantity where applicable.



# Functional Shelf Brackets

Robust, sturdy and dependable

RB UK has been supplying brackets to customers for over 30 years.


Supplied for you in a number of sizes and designed specifically for heavy loads; this is a comprehensive, high performance range of brackets created to perform with style and reliability. RB UK manufactures and supplies a wide variety of functional brackets designed for all practical applications.

All of our brackets and storage systems are nationally distributed and are stocked by leading retailers.

## London Bracket

Create low-cost but sturdy shelving solutions with our dependable London brackets. This metal shelf bracket is a functional classic and is made of sturdy sheet metal finished with plush powder coating.

SKU	Finish	Size	Units per Pack	Unit RRP
9450-0034-1	White	100x75mm	20	£0.44
9450-0045-1	White	125x100mm	20	£0.54
9450-0056-1	White	150x125mm	20	£0.67
9450-0068-1	White	200x150mm	20	£0.91
9450-0810-1	White	250x200mm	20	£1.28
9450-1012-1	White	300x250mm	20	£1.66
9450-1214-1	White	350x300mm	20	£2.11
9450-0034-0	Grey	100x75mm	20	£0.44
9450-0045-0	Grey	125x100mm	20	£0.54
9450-0056-0	Grey	150x125mm	20	£0.67
9450-0068-0	Grey	200x150mm	20	£0.91
9450-0810-0	Grey	250x200mm	20	£1.28
9450-1012-0	Grey	300x250mm	20	£1.66
9450-1214-0	Grey	350x300mm	20	£2.11




## Folding Bracket

Ideal for use with wooden boards to make a breakfast bar/laptop desk or workstation - ideal where space is limited.

SKU	Finish	Size	Units per Pack	Unit RRP
00152300Z*	Zinc Plated	300mm	2	£16.53
00152400Z*	Zinc Plated	400mm	2	£19.98
10905-00000	White	280mm	1	£7.57
10905-00002	White	380mm	1	£9.64


\*These are 3 position folding brackets. The other two SKUs are 2 position brackets which lock in the up or down position.



## Industrial Bracket

Contemporary loadbearing brackets for the heavier jobs around the home, garage and workplace

SKU	Finish	Size	Units per Pack	Unit RRP
5341-0300-1	White	295x210mm	2	£6.19
5341-0400-1	White	395x270mm	2	£8.27
5341-0500-1	White	495x330mm	2	£9.64



## Hi-load Bracket

Sturdy and reliable loadbearing brackets for use in the home, garage and workplace.

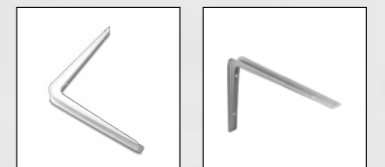
SKU	Finish	Size	Units per Pack	Unit RRP
5312-0200-1	White	8x8"	10	£4.82
5312-0250-1	White	10x10"	10	£6.19
5312-0300-1	White	12x12"	10	£6.88
5312-0350-1	White	14x14"	10	£7.57



## Steel Cantilever Bracket

Strong and dependable load bearing brackets for use in the home, garage and workplace.

SKU	Finish	Size	Units per Pack	Unit RRP
10908-00000	White	120x80mm	20	£1.25
10908-00005	White	170x120mm	20	£1.66
10908-00010	White	220x155mm	20	£2.07
10908-00015	White	270x190mm	20	£2.90



Please note that all products in the rbuk hardware range are priced as single units unless specified. Please multiply the RRP x pack quantity where applicable.



# TERMS & CONDITIONS

## 1. INTERPRETATION

### 1.1 In these conditions:

**BUYER** means the person, firm or company entering into the Contract to purchase the Goods from the Seller;

**CONDITIONS** means the standard terms and conditions of sale set out in this document and (unless the context otherwise requires) includes any special terms and conditions agreed in Writing between the Buyer and the Seller;

**CONTRACT** means the contract for the purchase and sale of the Goods;

**GOODS** means the goods (including any instalment of the Goods or any parts for them) which the Seller is to supply in accordance with these Conditions;

**SELLER** means Nautilus Designs Limited;

**WRITING** includes facsimile transmission and comparable means of communication.

The headings in these Conditions are for convenience only and shall not affect their interpretation.

## 2. BASIS OF THE SALE

2.1 The Seller shall sell and the Buyer shall purchase the Goods in accordance with any written quotation of the Seller which is accepted by the Buyer, or any written order of the Buyer which is accepted by the Seller, subject in either case to these Conditions, which shall govern the Contract to the exclusion of any other terms and conditions subject to which any such quotation is accepted or purported to be accepted, or any such order is made or purported to be made by the Buyer.

2.2 The Seller's employees or agents are not authorised to make any representations, variations or waivers concerning the Goods or contracts unless confirmed by the Seller in Writing. In entering into the Contract the Buyer acknowledges that it does not rely on, and waives any claim for breach of any such representations which are not so confirmed unless any such representations were made fraudulently. No waiver by the Seller of any of their rights under the contract will be considered to constitute a general waiver of those or any other such rights.

2.3 Any advice or recommendations given by the Seller or its employees or agents to the Buyer or its employees or agents as to the storage application or use of the Goods which is not confirmed in Writing by the Seller is followed or acted upon entirely at the Buyer's own risk, and accordingly the Seller shall not be liable for any such advice or recommendation which is not so confirmed, unless such advice or recommendation was made fraudulently.

2.4 Any typographical, clerical or other error or other error or omission in any sales literature, quotation, price list, acceptance of offer, invoice or other document or information issued by the Seller shall be subject to correction without any liability on the part of the Seller.

2.5 All drawings, descriptive matter, price lists, catalogues, brochures, websites, and other promotional material of the Seller are approximate only and intended merely to give a general idea of the goods, and will not form part of the contract.

Since the Seller continuously tries to improve the quality of goods, they will also be subject to changes in design, materials, components and finishes. The Buyer will accept the goods subject such variations in size, colour and finish as are within normally accepted manufacturing tolerances.

2.6 Whilst the goods will comply with all applicable standards and other regulatory requirements in the United Kingdom, the Seller will not be responsible for ensuring that they comply with any such requirements elsewhere.

2.7 The Buyer acknowledges that all intellectual property rights, including unregistered design right, copyright, registered designs and patents in the United Kingdom, and other similar rights elsewhere, in all goods that are proprietary to the Seller and their drawings, designs and specifications, will belong to the Seller absolutely, and the Buyer will at their expense take such steps as the Seller may reasonably request to establish, prosecute and defend these rights.

## 3. ORDERS AND SPECIFICATIONS

3.1 No order submitted by the Buyer shall be accepted or deemed to be accepted by the Seller unless and until confirmed in Writing by the Seller's authorised representative.

3.2 The Buyer shall be responsible to the Seller for ensuring the accuracy of the terms of any order (including any applicable specification) submitted by the Buyer and for giving the Seller any necessary information relating to the Goods within a sufficient time to enable the Seller to perform the Contract in accordance with its terms.

3.3 The quantity, quality and description of and any specification for the Goods shall be those set out in the Seller's quotation (if accepted by the Buyer) or the Buyer's order (if accepted by the Seller).

3.4 If the Goods are to be manufactured or any process is to be applied to the Goods by the Seller in accordance with a specification submitted by the Buyer, the Buyer shall indemnify the Seller against all loss, damages, costs and expenses awarded against or incurred by the Seller in connection with or paid or agreed to be paid by the Seller in settlement of any claim for infringement of any patent, copyright, design, trade mark or other industrial or intellectual property rights of any other person which results from the Seller's use of the Buyer's specification.

3.5 The Seller reserves the right to make any changes in the specification of the Goods which are required to conform with any applicable safety or other statutory or EC requirements or, where the Goods are to be supplied to the Seller's specification, which do not materially affect their quality or performance.

3.6 No order which has been accepted by the Seller may be cancelled by the Buyer except with the agreement in Writing of the Seller and on terms that the Buyer shall indemnify the Seller in full against all loss (including loss of profit), costs (including the cost of all labour and materials used) damages, charges and expenses incurred by the Seller as a result of cancellation.

## 4. PRICE OF THE GOODS

4.1 The price of the Goods shall be the Seller's quoted price, or where no price has been quoted or a quoted price is no longer valid, the price listed in the Seller's published price list current at the date of acceptance of the order. Where the Goods are supplied for export from the United Kingdom, the Seller's published export price list shall apply in the absence of a price quoted by the Seller. All prices quoted are valid for 30 days or until earlier acceptance by the Buyer, after which time they may be altered by the Seller without giving notice to the Buyer.

4.2 The Seller reserves the right, by giving notice to the Buyer at any time before delivery, to increase the price of the Goods to reflect any increase in the cost to the Seller which is due to any factor beyond the control of the Seller (such as, without limitation, any foreign exchange fluctuation, currency regulation, alteration of duties, increase in the costs of labour, materials or other costs of manufacture), any change in delivery dates, quantities or specifications for the Goods which is requested by the Buyer, or any delay caused by any instructions of the Buyer or failure of the Buyer to give the Seller adequate information or instructions.

4.3 The price is exclusive of any applicable value added tax, which the Buyer shall be additionally liable to pay to the Seller.

4.4 The cost of pallets and returnable containers will be charged to the Buyer in addition to the price of the Goods, but full credit will be given to the Buyer provided they are returned undamaged to the Seller before the due payment date.

4.5 The Buyer may return all or any of the goods, provided that the Seller have agreed to their return in writing, they are returned to the Seller within 5 business days of delivery in the same condition as when delivered, and subject to the Buyer paying the Seller a re-stocking charge at the rate of 30% of the invoiced price plus any carriage incurred by the Seller and VAT

## 5. TERMS OF PAYMENT

5.1 Subject to any special terms agreed in Writing between the Buyer and the Seller, the Seller shall be entitled to invoice the Buyer for the price of the Goods on or at any time after delivery of the Goods, unless the Goods are to be collected by the Buyer or the Buyer wrongfully fails to take delivery of the Goods, in which event the Seller shall be entitled to invoice the Buyer for the price at any time after the Seller has notified the Buyer that the Goods are ready for collection or, as the case may be, the Seller has tendered delivery of the Goods.

5.2 The Buyer shall pay the price of the Goods (less any discount to which the Buyer is entitled, but without any other deduction) within 30 days of the date of the Seller's invoice and the Seller shall be entitled to recover the price, notwithstanding that delivery may not have taken place and the property in the Goods has not passed to the Buyer. The time of payment of the price shall be of the essence of the Contract. Receipts for payment will be issued only upon request.

## WE ALSO SUPPLY SHOPFITTINGS...

- Our 50mm pitch shelving system is compatible with all other 50mm pitch systems across the UK

- High quality product used by a number of retailers and shopfitters

- Superior powder coated finish available in any RAL colour

- Manufactured to a high standard with highly competitive pricing

- We also offer a wide range of display units, fittings and accessories

For all enquiries please contact [william.richards@rbuk.co.uk](mailto:william.richards@rbuk.co.uk)



The Buyer is not entitled to any discount for early payment. If the Buyer fails to pay any sum to the Seller on the due date, or the Buyer makes a voluntary arrangement with their creditors, have a receiver appointed, or a petition is presented for their administration, winding-up or bankruptcy, or the Buyer enters into liquidation or the Seller have reason to believe and notify the Buyer in writing that they will be unable to pay the Sellers debts as they fall due, all sums owed by the Byer will become immediately due and payable, and we will be entitled to require payment prior to further manufacture or delivery of the goods, or to cancel, suspend or terminate all or any further manufacture or delivery of the goods, without incurring any liability.

5.3 All sums due to the Seller will be paid in full and without any discount, deduction or set-off whatsoever. The Seller may charge the Buyer interest on any sums not paid by the due date at the rate of 1% per whole or part month, and the Buyer will reimburse the Seller for all debt collection and legal costs and expenses incurred by the Seller in attempting to recover such sums. The Seller may treat any sums received from the Buyer as being in payment first of any such costs and expenses, then interest accrued, and then all other amounts owed to the Seller in date order, starting with the oldest, regardless of any disputes or the Buyers attribution of payment to any particular invoices.

6.7.2 sell the Goods at the best price readily obtainable and, after deducting all reasonable storage and selling expenses, account to the Buyer for the excess over the price under the Contract or charge the Buyer for any shortfall below the price under the Contract.

## 7. RISK AND PROPERTY

7.1 Risk of damage to or loss of the Goods shall pass to the Buyer:

7.1.1 in the case of Goods to be delivered at the Seller's premises, at the time when the Seller notifies the Buyer that the Goods are available for collection; or

7.1.2 in the case of Goods to be delivered otherwise than at the Seller's premises, at the time of delivery or, if the Buyer wrongfully fails to take delivery of the Goods, the time when the Seller has tendered delivery of the Goods.

7.2 Notwithstanding delivery and the passing of risk in the Goods, or any other provision of these Conditions, the property in the Goods shall not pass to the Buyer until the Seller has received in cash or cleared funds payment in full of the price of the Goods and all other goods sold or agreed to be sold by the Seller to the Buyer under any other contract and until that time the Buyer will keep them separate from other goods in such a way as to indicate clearly that they remain the Sellers property and in the condition in which they were delivered. For avoidance of any doubt, the title only passes when all outstanding balances are paid. Title of goods where invoices have been paid will not pass until all other outstanding items have been paid for.

7.3 Until such time as the property in the Goods passes to the Buyer, the Buyer shall hold the Goods as the Seller's agent or bailee, and shall keep the Goods separate from those of the Buyer and third

parties and properly stored, protected and insured and identified as the Seller's property. Until that time the Buyer shall be entitled to resell or use the Goods in the ordinary course of its business, but shall have a fiduciary duty to the Seller to account for the proceeds of sale or otherwise of the Goods, whether tangible or intangible, including insurance proceeds, and shall keep all such proceeds separate from any monies or property of the Buyer and third parties and, in the case of tangible proceeds, properly stored, protected and insured. The buyer is entitled to resell as part of the ordinary course of its business unless and until the Seller terminates their authority to do so by written notice, or the Seller has a petition presented for or enter into liquidation, administration or administrative receivership, on any of which events such authority shall stand revoked. The Seller may bring an action for the price of the goods and all costs of recovery even though the property in them may or may not have passed to you.

7.4 Until such time as the property in the Goods passes to the Buyer (and provided the Goods are still in existence and have not been re-sold), the Seller shall be entitled at any time to require the Buyer to deliver up the Goods to the Seller and, if the Buyer fails to do so forthwith, to enter upon any premises of the Buyer or any third party where the Goods are stored and repossess the Goods and for that purpose the Buyer hereby authorises and licences the Seller, its officers, employees and agents and to enter upon any land or building upon which the Goods are situated to recover these Goods.

7.5 The Buyer shall not be entitled to or in any way charge by way of security for any indebtedness any of the Goods which remain the property of the Seller, but if the Buyer does so all moneys owing by the Buyer to the Seller shall, without prejudice to any other right or remedy of the Seller, forthwith become due and payable.

## 8. WARRANTIES AND LIABILITIES

8.1 Subject to the Conditions set out below, the Seller warrants that the Goods will correspond with their specification at the time of delivery and will be free from defects in material and workmanship for a period of 12 months from the date of their initial use or 12 months from delivery, whichever is the first to expire.

8.2 The above warranty is given by the Seller subject to the following conditions:

8.2.1 the Seller shall be under no liability in respect of any defect in the Goods arising from any drawing, design or specification supplied by the Buyer;

8.2.2 the Seller shall be under no liability in respect of any defect arising from fair wear and tear, wilful damage, negligence, abnormal working conditions, failure to follow the Seller's instructions (whether oral or in writing), misuse or alteration or repair of the Goods without the Seller's approval;

8.2.3 if the total price for the Goods has not been paid by the due date for payment, the Seller shall be under no liability under the above warranty, or any other warranty, condition or guarantee until the total price for the Goods has been paid;

8.2.4 the above warranty does not extend to parts, materials or equipment not manufactured by the Seller, in respect of which the Buyer shall only be

entitled to the benefit of any such warranty or guarantee as is given by the manufacturer to the Seller.

8.3 Subject as expressly provided in these Conditions, and except where the Goods are sold to a person dealing as a consumer (within the meaning of the Unfair Contract Terms Act 1977), all warranties, conditions or other terms implied by statute or common law are excluded to the fullest extent permitted by law.

8.4 Where the Goods are sold under a consumer transaction (as defined by the Consumer Transactions (Restrictions on Statements) Order 1976) the statutory rights of the Buyer are not affected by these Conditions.

8.5 Any claim by the Buyer which is based on any defect in the quality or conditions of the Goods or their failure to correspond with specification shall, whether or not delivery is refused by the Buyer, be notified to the Seller within 7 days from the date of delivery or, where the defect or failure was not apparent on reasonable inspection, within a reasonable time after discovery of the defect or failure. If delivery is not refused, and the Buyer does not notify the Seller in accordance with this Condition, the Buyer shall not be entitled to reject the Goods and the Seller shall have no liability for such defect or failure, and the Buyer shall be bound to pay the price as if the Goods had been delivered in accordance with the Contract.

8.6 Where any valid claim in respect of any of the Goods which is based on any defect in the quality or condition of the Goods or their failure to meet specification is notified to the Seller in accordance with these Conditions, the Seller shall be entitled to replace the Goods (or the part in question) free of charge or, at the Seller's sole discretion, refund to the Buyer the price of the Goods (or a proportionate part of the price) but the Seller shall have no further liability to the Buyer.

8.7 Except in respect of fraudulent misrepresentation by the Seller, or death or personal injury caused by the Seller's negligence, the Seller shall not be liable to the Buyer by reason of any representation, or any implied warranty, condition or other term, or any duty at common law, or under the express terms of the Contract, for any consequential loss or damage (whether for loss of profit or otherwise), costs, expenses or other claims for compensation whatsoever (whether caused by the negligence of the Seller, its employees or agents or otherwise) which arise out of or in connection with the supply of the Goods or their use or resale by the Buyer and the entire liability of the Seller under or in connection with the Contract shall not exceed the price of the Goods, except as expressly provided in these Conditions.

8.8 The Seller shall not be liable to the Buyer or be deemed to be in breach of the Contract by reason of any delay in performing, or any failure to perform, any of the Seller's obligations in relation to the Goods, if the delay or failure was due to any cause beyond the Seller's reasonable control. Without prejudice to the generality of the foregoing, the following shall be regarded as causes beyond the Seller's reasonable control:

8.8.1 Act of God, explosion, flood, tempest, fire or accident;

8.8.2 War or threat of war, sabotage, insurrection, civil disturbance or requisition;

8.8.3 Acts, restrictions, regulations, bye-laws, prohibitions or measures of any kind on the part of any governmental, parliamentary or local authority;

8.8.4 Import or export regulations or embargoes;

8.8.5 Strikes, lock-outs or other industrial actions or trade disputes (whether involving employees of the Seller or of a third party);

8.8.6 Difficulties in obtaining raw materials, labour, fuel, parts or machinery;

8.8.7 Power failure or breakdown in machinery.

## 9. EXPORT TERMS

9.1 In these Conditions 'Incoterms' means the international rules for the interpretation of trade terms of the International Chamber of Commerce as in force at the date when the Contract is made. Unless the context otherwise requires, any term or expression which is defined in or given a particular meaning by the provisions of Incoterms shall have the same meaning in these Conditions, but if there is any conflict between the provisions of Incoterms and these Conditions, the latter shall prevail.

9.2 Where the Goods are supplied for export from the United Kingdom, the provisions of this clause 11 shall (subject to any special terms agreed in Writing between the Buyer and the Seller) apply notwithstanding any other provisions of these Conditions.

9.3 The Buyer shall be responsible for complying with any legislation or regulations governing the importation of the Goods into the country of destination and for the payment of any duties thereon.

## 10. GENERAL

10.1 Neither the Buyer nor the Seller shall be entitled to assign the whole or any part of its rights and/or obligations under the Contract without the prior written consent of the other.

10.2 Any notice required or permitted to be given by either party to the other under these Conditions shall be in Writing addressed to that other party at its registered office or principal place of business or such other address as may at the relevant time have been notified pursuant on this provision to the party giving the notice. A notice shall be deemed to have been received, in the case of a facsimile, upon transmission and, in the case of a letter, forty-eight hours after posting. In proving service by letter, it shall be sufficient to show that the envelope containing the notice was properly addressed and stamped and duly posted.

10.3 No waiver by the Seller of any breach of the Contract by the Buyer shall be considered as a waiver of any subsequent breach of the same or any other provision.

10.4 If any provision of these Conditions is held by any competent authority to be invalid or unenforceable in whole or in part the validity of the other provisions of these Conditions and the remainder of the provision in question shall not be affected thereby unless such provision goes to the root of the Contract.

10.5 The Conditions shall constitute the entire agreement in relation to the sale of the Goods and no modification or waiver thereof shall be valid unless made in Writing expressly for the purpose and signed by an authorised officer of the Seller and of the Buyer.

10.6 None of the rights granted under the Contract or these Conditions is intended to be enforceable by virtue of the Contracts (Rights of Third Parties) Act 1999 by any person not a party to it.

10.7 The Contract shall be governed by the laws of England and the Buyer agrees to submit to the non-exclusive jurisdiction of the English courts.

10.8 Any signatories that sign on behalf of the company are deemed to have been authorised by the company and its registered directors. In such an event the contract/terms shall hold as they would have should the signatory have been a registered director.

# INDEX

## SORTED BY PRODUCT NAME

<b>A</b>		<b>G</b>		<b>P</b>	
Aeros	116	Girona	185	Patriot	108
Aether	46	Glides	145	Polaris	60
Alpha	26	Graphite	42	Predator	104
Alps	206-209	Greenwich	81		
Amelia	184			<b>R</b>	
Andes	210-213	<b>H</b>		Radiator Shelves	228-229
Antibacterial Twin Slot	234	Hard Floor Castors	145	Ranger	20
Apollo	102	Harrison	136	RB Boss Boltless Shelving	218-223
Ascot	24	Hastings	85	Resolute	56
Atlas	202-205	Henley	88	Romsey	52
Aura	90-95	Hercules	124		
Aura-C	151-155	Hermes	62	<b>S</b>	
Avanti	112-113	Hoop Arms & Adjustable Arms	145	Sandown	123
Avanti-C	164			Sandown-C	167
Avon	138-139	<b>I</b>		Santiago	122
Aztec	69	Iso	172-173	Santiago-C	166
				Severn	142
<b>B</b>		<b>J</b>		Shark Fin Style Arms	145
Babylon	140-141	Java	130-134	Sigma	16
Barri	40	Java-D	176	Spyro	31
Barri-C	158	Jupiter	30	Sumo	227
Belmont	196-199				
Beta	15	<b>K</b>		<b>T</b>	
Boon	224-225	Kiev	125	T Section Adjustable Arms	145
				Tahara	174-175
<b>C</b>		<b>L</b>		Thames	144
Calypso	14	Lattice	27	Titan	110
Canis	28	Liberty	68	Trinity	54
Carousel	23	Libra	120	Troon	118
Celeste	50	Lipped Stubbed Chair Mat	145	Twin Slot Shelving	232-237
Cloud	114	Luna	36-39		
Clyde	80	Luna-C	160-164	<b>U</b>	
Coniston	98			Ultra	25
Crusader	33	<b>M</b>			
		Maxx	226	<b>V</b>	
<b>D</b>		Mercury 2	43	Valencia	193-195
Darwin	78	Metro	187-192		
Decorative Shelf Brackets	238-239	Milano	186	<b>W</b>	
Delph	76	Moritz	58	Wave	200-201
Derwent	177-179			Wellington	84
Dijon	119	<b>N</b>		Westminster	96
Dorset	86	Newton	61	Weston	79
		Nexus	135	Windermere	106
<b>E</b>		Nexus-C	157		
Ergo	64-66	Nimbus	18	<b>Z</b>	
				Zephyr	34
<b>F</b>		<b>O</b>			
Fleet	82	Orbit	48		
Floating Shelves	230-231	Orion	77		
Fortis	143	Oyster	22		
Freedom	65				
Friesian	99				
Functional Shelf Brackets	240-241				

# INDEX

## SORTED BY PRODUCT CODE

1431FBSY	144	BCL/B425/BK	85	BSF/A102	207
1435MBSY	142	BCL/C335/BK	114	BSF/A103	208
1611ATG/LBK	124	BCL/R373/BK	139	BSF/A201	210
1820ATG/LBK	79	BCL/R440/BK	141	BSF/A202	211
2008ATG	96	BCL/U646/LBK	125	BSF/A203	212
2014MB/LBK	76	BCL/Z2207/BK	77	BSF/A301	202
2050/A/BE	175	BCM/8003/BK	44	BSF/A302	203
2070/BE	174	BCM/8003AV/BK	154	BSF/A303	204
369ATG/L	82	BCM/9003/BK	45	BSF/O100	200
369AV/L	150	BCM/B560/BK	18	BSF/O200	201
4750ATG	118	BCM/F103/BK	62	BSF/O300	201
605KTAG/LBK	115	BCM/F1203	23	BSF/O400	200
6062ATG	98	BCM/F1204	14	BSF/O500	201
617AV	167	BCM/F560	42	BSF/O600	200
617KTAG	123	BCM/F600	15	BSF/O700	200
618AV	166	BCM/F816/BK	26	BSL/X100/BK	193
618KTAG	122	BCM/G456/BK	24	BSL/X101/BK	194
6200ATGFBK	30	BCM/H222/BK	69	BSL/X200/BK	196
7754/BW	187	BCM/H340/BK	46	BSL/X201/BK	197
7764/BW	188	BCM/H476/GY	52	BSL/X202/BK	198
7782/BW	191	BCM/H700	16	CP2C	145
7783/BW	192	BCM/J375	34	CP2HF	145
7788/BW	190	BCM/K103/BK	61	ERGO/KTAG	64-66
7790/BW	189	BCM/K113	60	FCK	145
80HBSY/ACH	67	BCM/K116	27	GLIDE	145
80HBSY/AHR	68	BCM/K470	54	GLIDE/PACK	145
9211ATG	119	BCM/K488	31	NO9	145
95ATG/MBK	20	BCM/K512	32	POLY/FCK	145
AD1	145	BCM/K523	22	POLY/OPS	145
ADT	145	BCM/K540	28	SP01010	145
BCF/8003	90	BCM/K610/BK	40	TUB	186
BCF/8003AV	152	BCM/K610V/BK	158		
BCF/9003/BGF	91	BCM/L1302	36-39		
BCF/B432	86	BCM/L1302V	160-163		
BCF/B570	184	BCM/L1304	43		
BCF/F569/GY-BK	80	BCM/L1305	56		
BCF/I1300	130	BCM/L500/BK	50		
BCF/I608	173	BCM/M355	58		
BCF/I609	172	BCM/S550/BK	33		
BCF/K360	143	BCM/T1302	38		
BCF/K384	136	BCM/V630	48		
BCF/K500	120	BCEP/1007/PU/BK	78		
BCF/P505	132	BCEP/4025/BWH	99		
BCF/P606	134	BCEP/B390	102		
BCF/R373/BK	138	BCEP/F590/BK	25		
BCF/R440	140	BCEP/G312/BK	106		
BCF/U370	116	BCEP/G344	110		
BCF/Z410	185	BCEP/G400/BK	88		
BCL/5003	112	BCEP/H600	104		
BCL/5003AV	164	BCEP/Q360	108		
BCL/6003	113	BCEP/T101	83		
BCL/8003	88	BCEP/T102/BK	84		
BCL/8003AV	151	BCEP/T401	156		
BCL/9003	89	BSF/A101	206		

# QR CODE INDEX

View our products in your office today via Augmented Reality.



Open the camera app on your smart phone and hold your phone so that one of the below QR codes is centred in the camera view. You should see a pop-up notification on the screen once the QR code is detected by the camera, simply tap on this to enter augmented reality view.

When in AR view you will need to position your camera according to the instructions on screen. Once the product appears, you can walk around or move your phone to view it from any angle as if it were really in the room with you.

## Sigma

Task Operator Chair pg. 16



Black



Blue



Grey

## Nimbus

Nylon Base Mesh Chair pg.18



Black

## Ranger

Task Operator Armchair pg.20



Black

## Canis

Moulded Foam Mesh Chair pg.28



Black



Blue

## Zephyr

Ergonomic Mesh Chair pg.34



Black



Grey

# QR CODE INDEX

## Luna

Black Shell Designer Chair pg.37



Black



Blue



Red



Green



Orange



Grey

## Luna

White Shell Designer Chair pg.37



Black



Blue



Red



Grey

## Barri

3 Lever Task Chair pg. 40



Black

## Aura

Mesh Executive Chair pg. 44-45



Medium Back



High Back

# QR CODE INDEX

## **Aether** Ergonomic Mesh Chair pg. 46



Black

## **Orbit** Two Tone Design Mesh Chair pg.48



Black/Grey



Grey/Teal

## **Celeste** Double Padded Mesh Chair pg.50



Black

## **Romsey** White Frame Mesh Chair pg.52



Black

# QR CODE INDEX

## **Ergo** Luxury Ergonomic Mesh Chair pg.64



Black



Grey



Black/Grey



Grey/Black

## **Trinity** Multi-Adjustable Mesh Chair pg.54



Black

## **Moritz** High Weight Capacity Chair pg.58



Black/Grey



Grey

## **Clyde** Two Tone Fabric Chair pg.80



Black

## **Dorset** Padded Fabric Manager Chair pg. 86



Black



Blue



Grey

## **Resolute** High Weight Capacity Mesh Chair pg. 56



Black



Blue



Grey

## **Henley** Leather Faced Chair pg.88



Black

## **Windermere** Leather Faced Executive Chair pg.88



Black

# QR CODE INDEX



Medium Back Bonded Leather Executive Chair pg.90



Black



White



Grey



Blue



Brown



Forest Green



Ox Blood



High Back Bonded Leather Executive Chair pg.91



Black



White



Grey



Blue



Brown



Forest Green



Ox Blood



Medium Back Fabric Executive Chair pg.92



Black



Grey



Green

# QR CODE INDEX



High Back Fabric Executive Chair pg.93



Black



Bonded Leather Black Frame Chair pg.94



Black



High Back Bonded Leather Black Frame Chair pg.95



Black



Gaming Chair with 4D Adjustable Arms



Black



Blue



Red



Green



Yellow



Purple

# QR CODE INDEX

## Patriot

Leather Effect Manager Chair pg.108



Black



Grey

## Avanti

Medium Back Bonded Leather Executive Chair pg.112



Black



White



Grey



Brown



Forest Green



Ox Blood

## Avanti

High Back Bonded Leather Executive Chair pg.113



Black



White



Grey



Brown



Forest Green



Ox Blood

# QR CODE INDEX

## Aeros

Minimalist Executive Chair pg.116



Black



Grey

## Harrison

Moulded Foam Operator Chair pg.136



Black



Blue

## Libra

Fabric Manager Chair pg.120



Black



Grey



Orange

## Avanti

Medium Back Bonded Leather Visitor Chair pg.164



Black



White



Grey



Brown



Forest Green



Ox Blood



# QR CODE INDEX

## **Aura**

Bonded Leather Visitor Chair pg.151



Black



White



Grey



Blue



Brown



Forest Green



Ox Blood

## **Aura**

Fabric Visitor Chair pg.152



Black



Grey



Green

## **Aura**

Mesh Visitor Chair pg.154



Black

# QR CODE INDEX

## **Luna**

Black Shell Visitor Chair pg.160



Black



Blue



Red



Green



Orange



Grey

## **Luna**

White Shell Visitor Chair pg.161



Black



Blue



Red



Grey

## **Luna**

Two Tone Visitor Chair pg.162



Blue



Green



Orange



Red



®  
**Nautilus**  
Designs  
®

Bonded Leather Executive Chair pg.112



+44 (0)121 502 7460  
sales@nautilusdesigns.co.uk  
nautilusdesigns.co.uk

Nautilus Designs Ltd. Dudley Street, Bilston, West Midlands WV14 0LA